

NEW Web Literacy for College Students

2nd Ed

by Michael A. Caulfield





NEW Web Literacy for College Students 2nd Ed by NSCC and Michael A. Caulfield is licensed under a [Creative Commons Attribution 4.0 International License](https://creativecommons.org/licenses/by/4.0/), except where otherwise noted.

This is a NSCC adapted version of the open textbook Web Literacy for Student Fact-Checkers. The NSCC version was created by Debbie Kaleva and Charmaine Borden and is licensed with a Creative Commons CC BY Licence.

CONTENTS

Private: Acknowledgments	ix
--	----

[Part I. Four Fact-Checking Strategies](#)

1. Why This Book?	3
2. Four Fact-Checking Strategies	4
3. When Emotional Content Goes Viral	5

[Part II. Previous Verification](#)

4. Has it Already Been Fact-Checked?	9
5. Fact-checking Sites	12
6. Wikipedia	14

[Part III. Locate the Source](#)

7. Find the Source	17
8. Identifying Sponsored Content	21
9. Activity: Spot Sponsored Content	24
10. Understanding Syndication	25
11. Tracking the Source of Viral Content	27
12. Tracking the Source of Viral Photos	31
13. Using Google Reverse Image Search	39
14. Filtering by Time and Place to Find the Original	48

15. Activity: Trace Viral Photos	54
--	----

[Part IV. Credibility of the Source](#)

16. What “Reading Laterally” Means	61
17. Evaluating a Website or Publication’s Authority	63
18. Basic Techniques: Domain Searches, WHOIS	65
19. Activity: Evaluate a Site	72
20. Time-Saving Tips for Fact-Checkers	73
21. Finding a Journal’s Impact Factor	74
22. Using Google Scholar to Check Author Expertise	78
23. How to Think about Research	81
24. Finding High Quality Secondary Sources	84
25. Choosing Your Experts First	86
26. Evaluating News Sources	87
27. What Makes a Trustworthy News Source?	88
28. National Newspapers of Record	90
29. Activity: Expert or Crank?	92
30. Activity: Find Top Authorities for a Subject	94

[Part V. Field Guide](#)

31. Verifying Twitter Identity	97
32. Activity: Verify a Twitter Account	105
33. Using the Wayback Machine to Check for Page Changes	106
34. Finding Out When a Page Was Published Using Google	108
35. Citation Rates	112
36. Using Google Books to Track Down Quotes	113
37. Understanding Astroturfing	116

38. Searching TV Transcripts with the Internet Archive	118
39. Treating Google's "Snippets" with Suspicion	120
40. Using Buzzsumo to Find Highly Viral Stories	125
41. Finding Out Who Owns a Domain	127
42. Avoiding Confirmation Bias in Searches	129
43. Promoted Tweets	132
44. Finding Old Newspaper Articles	136
 Private: Image Descriptions	141
References	167

This is a NSCC adapted version of an open textbook created by Mike Caulfield.

PART I

FOUR FACT-CHECKING STRATEGIES

WHY THIS BOOK?

When Tim Berners-Lee invented the web over thirty years ago, he envisioned an “open platform that would allow everyone, everywhere to share information, access opportunities and collaborate across geographic and cultural boundaries”¹. In many ways, his vision has been realized; however, in the last few years he is concerned by three trends that are preventing the web from reaching its true potential.

One of the trends that Berners-Lee (World Wide Web Foundation, 2017) notes is the ease with which misinformation can spread on the web. Today, many of us get our information from social media sites and search engines. The very nature of these sites allows for the rampant spread of fake news and misinformation. Students need concrete strategies for tracing claims to sources and for analyzing the reliability of those sources.

The web gives us many strategies, tactics, and tools which can get students closer to the truth of a statement or image within seconds. The web is both the largest propaganda machine ever created and the most amazing fact-checking tool ever invented. But if we have not taught our students those fact-checking capabilities, is it any surprise that propaganda is winning?

This guide will show you how to use date filters to find the source of viral content, how to assess the reputation of a scientific journal, and how to see if a tweet is really from a famous person or an impostor. It will show you how to find pages that have been deleted and figure out who paid for the website you are reviewing.

You will learn how to check a *Wikipedia* page for recent vandalism and how to search the text of almost any print book to verify a quote. This guide will teach you to parse URLs and scan search result blurbs so that you are more likely to get to the right result on the first click. It will show you how to avoid baking confirmation bias into your search terms.

In other words, this guide will help you become “web literate” by showing you the unique opportunities and pitfalls of searching for truth on the web.

1. World Wide Web Foundation. (2017, March 12). Three challenges for the web, according to its inventor.
<https://webfoundation.org/2017/03/web-turns-28-letter/>

2.

FOUR FACT-CHECKING STRATEGIES

When students are looking for information on the web, there are strategies they can use to help them determine whether the information is accurate.

- **Previous verification** – Check to see if someone has already fact-checked the accuracy of information.
- **Locate the source** – Find the original source of the information or claim to determine its trustworthiness.
- **Credibility of source** – Verify the credentials of the author or creator of the source and read what others have said or written about the source.
- **Start over** – If you are not able to find sources to substantiate the information or claim, look for another source.

If any of these strategies prove to be successful in verifying the content, your work is done.

When you encounter a claim that you want to verify, your first step is to see if any fact-checking sites like *PolitiFact*, or *Snopes*, or even *Wikipedia* have already verified or disputed the claim. If this proves to be a dead-end, your next step is to locate the source of the information.

If the claim is about research, try to locate the journal it originally appeared in. If the claim is about an event, look for the news publication in which the event was originally reported. If the source of information is reputable, such as the journal *Science* or the newspaper the *New York Times*, you can stop here. If not, your next strategy is to find out what others have written about the source.

Look for information about the author of the claim, as well as any credentials and affiliations that they may have. Are there any reviews or commentaries about the information?

If you find that the source of the information is not trustworthy, or cannot be verified at all, then your last strategy is to circle back, and start the process over again. Try finding an alternate source that can be verified.

3.

WHEN EMOTIONAL CONTENT GOES VIRAL

In addition to the four strategies discussed in the last section, it is especially important to fact-check claims when they evoke strong emotions. Some of the information found on social media or the web may cause us to experience emotions such as happiness, anger, pride or vindication, and our inclination is to immediately share this information with others. Remember to verify these claims, just as you would when you fact-check statistics for inclusion in an academic paper.

Below are some examples of emotionally-charged tweets:



A tweet from Twitter user [@RonHogan](#)

You do not need to know much of the background of this tweet to see its emotionally-charged nature. President Trump had insulted Chuck Schumer, a Democratic Senator from New York, and characterized the tears that Schumer shed during a statement about refugees as “fake tears.” This tweet reminds us that Senator

Schumer's great-grandmother died at the hands of the Nazis, which could explain Schumer's emotional connection to the issue of refugees.

Or does it? Do we actually know that Schumer's great-grandmother died at the hands of the Nazis? And if we are not sure this is true, should we really be retweeting it?

Our normal inclination is to ignore the need to fact-check when we react strongly to content, and researchers have found that content that causes strong emotions (both positive and negative) spreads the fastest through our social networks. For further reading, see "[What Emotion Goes Viral the Fastest?](#)" by Matthew Shaer. Activists and advocates take advantage of our emotional response to information.

PART II

PREVIOUS VERIFICATION

4.

HAS IT ALREADY BEEN FACT-CHECKED?

When fact-checking a particular claim, quote, or article, check to see if someone has already done the verification work for you. A reputable fact-checking site or subject wiki may have already successfully traced claims to their source, identified the owners of various sites, and linked to reputable sources for counterclaims.

If the fact checking site is reputable and trustworthy, then you can be confident in using the source or not.

Constructing a Query to Find Previous Fact-Checking

Check for previous fact-checking by searching known and trusted fact-checking sites for a phrase or keyword from the story. Use the “site” function in search engines such as *Google* and *DuckDuckGo*.

Site Search. The Site Search function allows you to search a specific domain(s) for a search term instead of the entire internet.

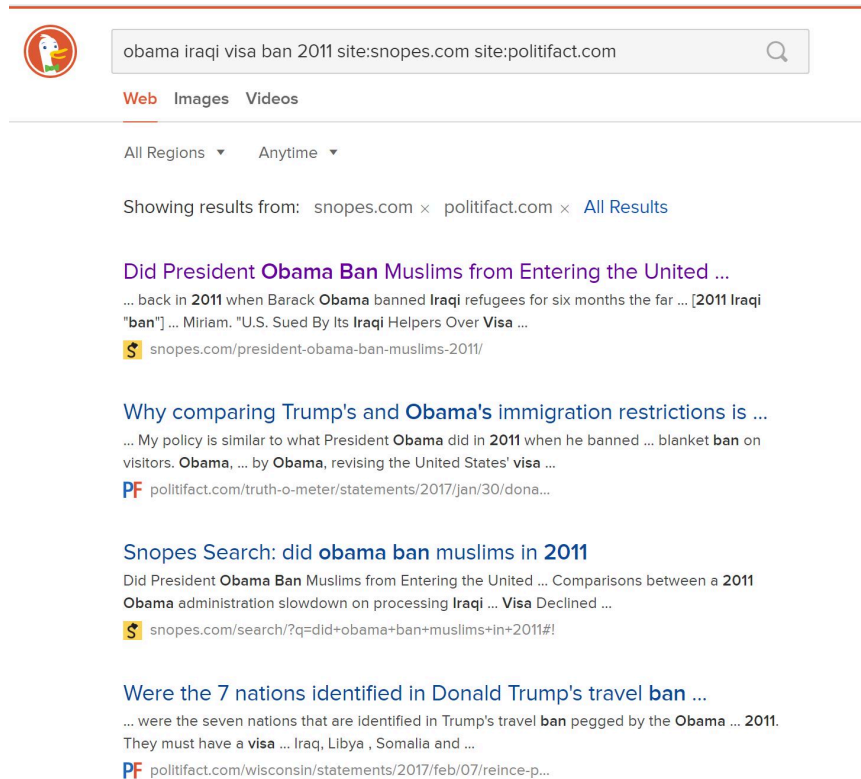


Screenshot of an article posted in the Gateway Pundit

In this example, we used the *DuckDuckGo* search engine. For our query, we use Politifact and Snopes (well-known fact-checking sites) as well as keywords from the story in the following syntax:

obama iraqi visa ban 2011 site:snopes.com site:politifact.com

Here are the results of our search:



A set of DuckDuckGo search results. The top results are from fact-checking sites Snopes and Politifact.

The results show that work has already been done in this area. In fact, the first result from *Snopes* answers our question almost fully. Remember to follow search engine best practice – scan the results and click on the best result in the result list. There are similar syntaxes you can use in *Google*, but for various reasons this particular search is easier in *DuckDuckGo*.

Let's look at another claim, this time from the President. This claim is that police officer deaths increased 56 percent from 2015 to 2016. Here it is in context:

can to help you meet those demands. That includes a zero tolerance policy for acts of violence against law enforcement. We all see what happens. We all see what happens and what's been happening to you. It's not fair.

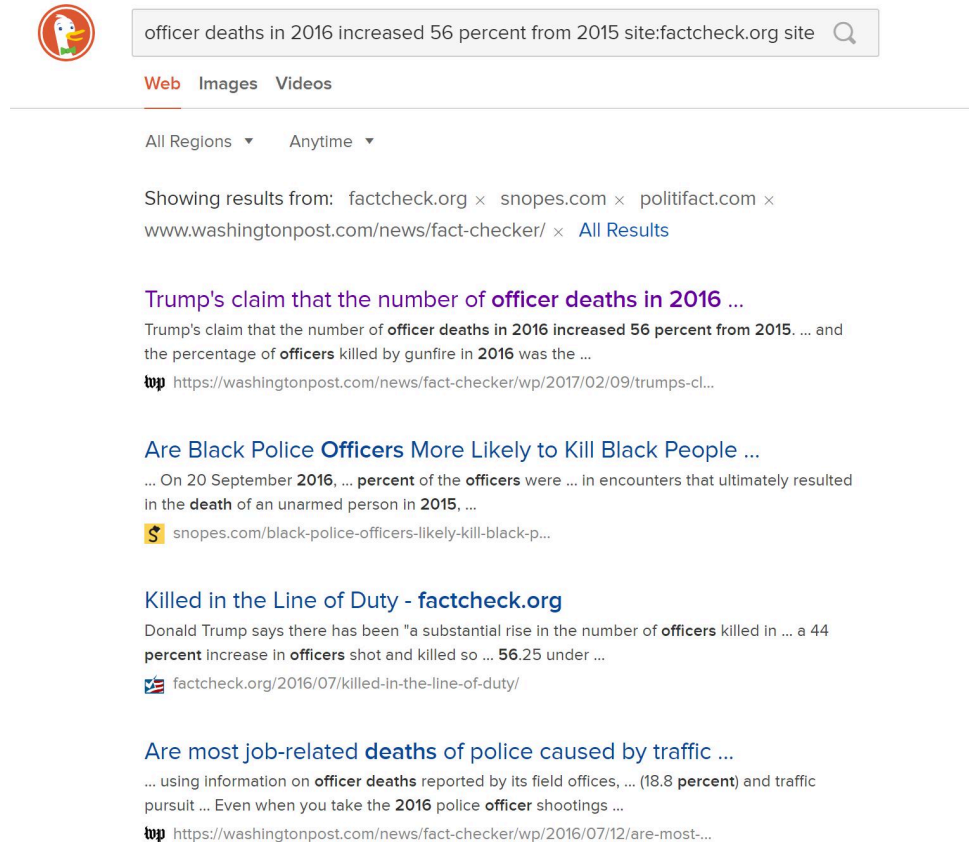
We must protect those who protect us. The number of officers shot and killed in the line of duty last year increased by 56 percent from the year before. Last year, in Dallas, police officers were targeted for execution -- think of this. Who ever heard of this? They were targeted for execution.

An excerpt of a President Trump speech

Let's ramp it up with a query that checks four different fact-checking sites:

officer deaths 2016 increased 56 percent from 2015 site:factcheck.org site:snores.com site:politifact.com
site:www.washingtonpost.com/news/fact-checker/

This gives us back a helpful array of results. The first, from the *Washington Post*, actually answers our question, but some of the others provide some helpful context as well.



DuckDuckGo search results. The top search result is an article from the *Washington Post* fact-checker and we can see the highlighted text that matches our query.

The *Washington Post* confirms that this claim is true. We do not need to search any further.

5.

FACT-CHECKING SITES

Advise from Professional Fact-Checkers

1. Leave the site to research it.
2. Ignore the order of search results in Google.
3. Are the sources cited? Is there documentation?
4. Watch for “click-bait.”
5. Watch for inflammatory language, as well as more subtle forms of persuasion.
6. If the site allows readers to comment, read them.
7. Read multiple sources of information to get a variety of viewpoints and media frames.

Some Reputable Fact-Checking Organizations

The following organizations are generally regarded as reputable fact-checking organizations focused on U.S. national news:

- [*PolitiFact*](#)
- [*Factcheck.org*](#)
- [*Washington Post Fact Checker*](#)
- [*Snopes*](#)
- [*Truth be Told*](#)
- [*NPR Fact-Check*](#)
- [*Lie Detector*](#) (Univision, Spanish language)
- [*Hoax Slayer*](#)

Respected specialty sites cover niche areas such as climate or celebrities. Here are a few examples:

- [*Climate Feedback*](#)
- [*SciCheck*](#)
- [*Quote Investigator*](#)

There are many fact-checking sites outside the U.S.:

- [FactsCan](#) (Canada)
- [El Polígrafo](#) (Mexico)
- [The Hound](#) (Mexico)
- [Guardian Reality Check](#) (UK)
- [BBC Reality Check](#) (UK)
- [Channel 4 Fact Check](#) (UK)
- [Full Fact](#) (UK)

At the TEDSalon in London, Markham Nolan shares the investigative techniques he and his team use to verify information in real-time, to let you know if that Statue of Liberty image has been doctored or if that video leaked from Syria is legitimate.¹



A TED element has been excluded from this version of the text. You can view it online here:

<https://pressbooks.nsc.ca/webliteracy2nded/?p=35>

1. Nolan, M. (n.d.). How to separate fact from fiction online [Video]. http://www.ted.com/talks/markham_nolan_how_to_separate_fact_and_fiction_online

6.

WIKIPEDIA

When researching a topic, [Wikipedia](#) should be approached with caution, especially with articles that are covering contentious subjects or evolving events; however, it is a useful source to get a consensus viewpoint on a subject. Because the *Wikipedia* community has strict rules about sourcing facts to reliable sources, and because authors must adopt a neutral point of view, its articles are often the best available introduction to a subject on the web.

If you can find a claim expressed in a *Wikipedia* article, you can almost always follow the footnote for the claim to a reliable source. Scholars, reporters, and students can all benefit from using *Wikipedia* to quickly find authoritative sources for claims.

For example, the [Canada–U.S. softwood lumber dispute](#) is one of the largest and most enduring trade disputes between both nations. The heart of the dispute is the claim that the Canadian lumber industry is unfairly subsidized by federal and provincial governments, as most timber in Canada is owned by provincial governments. Canada has won several NAFTA (North American Free Trade Agreement) challenges involving softwood issues, but despite this, the US continues to impose tariffs on Canadian softwood lumber.

At the end of the Wikipedia article, there are links to several authoritative sources. These sources include newspaper articles, Canadian and US government documents, and fact sheets. Using Wikipedia in this fashion is a quick way get to reputable sources on a topic.

PART III

LOCATE THE SOURCE

7.

FIND THE SOURCE

If we are not able to find evidence that a claim was previously fact-checked, or if the work that was done was insufficient for your purposes, we employ our second strategy and search for the source of the information.

Consider this claim on the conservative site the *Blaze*:

Report: US Government Ethics director approved controversial Trump tweets

Kaitlyn Schallhorn © December 30, 2016 4:02 pm



Getty Images/Drew Angerer

34

Follow



SHARE



TWEET



Controversial tweets from the U.S. Office of Government Ethics that praised President-elect Donald Trump were approved by Director Walter M. Shaub personally, the Daily

Screenshot of an article posted on The Blaze.

Is this claim true?

We can check the credibility of this article by considering the author, the site, and the date it was last revised; however, it is of little value to start from the Blaze website. Why? Because like many news pages on the web, this one provides no original information. It is just a rewrite of another news story (see below):

Controversial tweets from the U.S. Office of Government Ethics that praised President-elect Donald Trump were approved by Director Walter M. Shaub personally, **the Daily Dot reported Friday**.

Screenshot from
the Daily Dot

Through a Freedom of Information Act, **the Daily Dot** reported that Shaub sent an email ordering an OGE official to post the tweets. The series of tweets posted Nov. 30 applauded Trump for his supposed efforts to alleviate conflicts of interest with his businesses.

The *Daily Dot* is the originator of this news story, and it is this news site that has collected all the information, presumably fact-checked it, and written the article. It is what we call “reporting on reporting” so there is no point in evaluating the *Blaze* article.

So what do we do? We go to the original story and evaluate it. When you go to the *Daily Dot*, you can start asking questions about the credibility of the site or the source. Another good practice is to check out the primary sources used in the Daily Dot news story.

What are Primary, Secondary and Tertiary Sources

There are three types of sources of information: primary, secondary, and tertiary. It is important to understand these types and to know what type is appropriate for your coursework prior to searching for information.

Primary sources

Primary sources are **original documents that were created during the studied period of time**. They vary a lot from one field of study to another:

- **Humanities:** birth or death registries, censuses, correspondences, historic treaties, interviews, manuscripts, maps, newspapers, notarial acts, novels, paintings, period artifacts, photographs, poems, sculptures, statistics, surveys, testimonies, videos, etc.
- **Sciences:** articles or theses detailing an original study, case notes or observations, clinical exams, conferences, experimental protocols, industrial drawings, lab notes, patents, the periodic table, raw data sets or results, technical reports or forms, etc.

Secondary sources

Secondary sources (also called *academic sources* or *scientific sources*) are analytical documents that interpret

primary sources. Among other things, they include books, electronic resources, memoirs, monographs, peer-reviewed articles, and theses.

Peer-reviewed publications are more reliable than Internet sources (especially when they do not have authors). In fact, Internet sources should be avoided, except for government websites, websites of reputable associations or websites approved by the instructor.

Tertiary sources

Tertiary sources are descriptive documents that compile or index primary and secondary sources. Among other things, they include bibliographies, encyclopaedic articles, indexes and registers, library catalogues, and specialized databases. Generally speaking, tertiary sources aid in the identification of sources rather than the evaluation of their content.¹



1. University of Ottawa Academic Writing Help Centre. (2016). Primary, secondary, and tertiary sources[PDF]. CC BY Licence. <https://sass.uottawa.ca/sites/sass.uottawa.ca/files/awhc-primary-secondary-tertiary-sources.pdf>

A YouTube element has been excluded from this version of the text. You can view it online here:

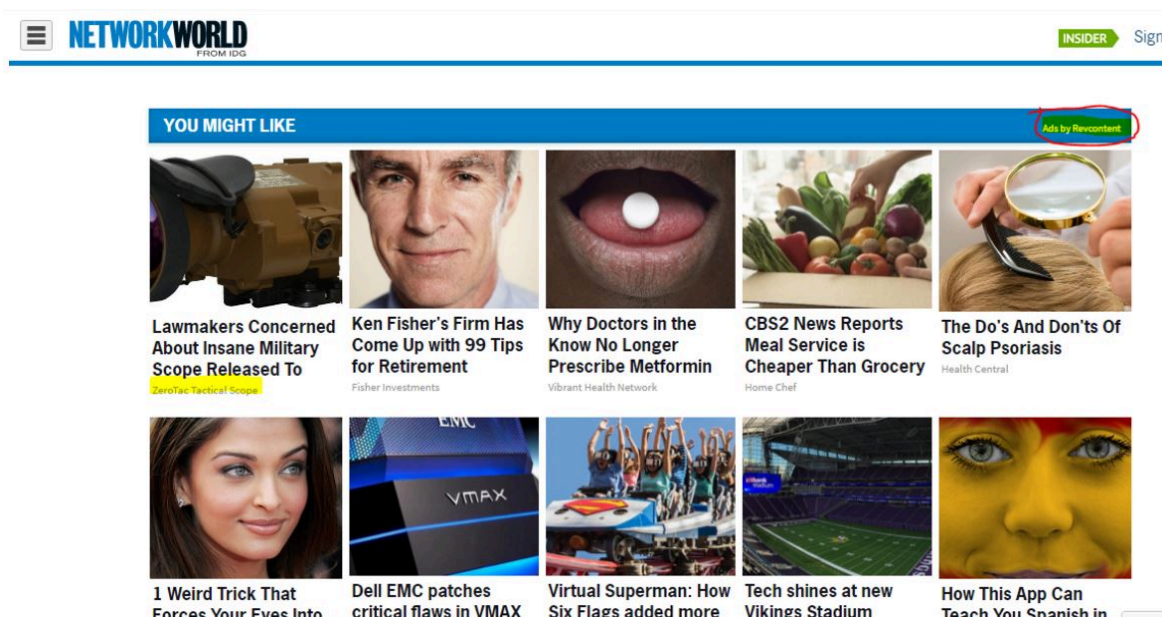
<https://pressbooks.nsc.ca/webliteracy2nded/?p=42>

Suffolk County Community College Library. (2012, June 5). Primary, secondary, & tertiary sources [Video file]. Retrieved from <https://youtu.be/Dv3D8q4LZbM>

8.

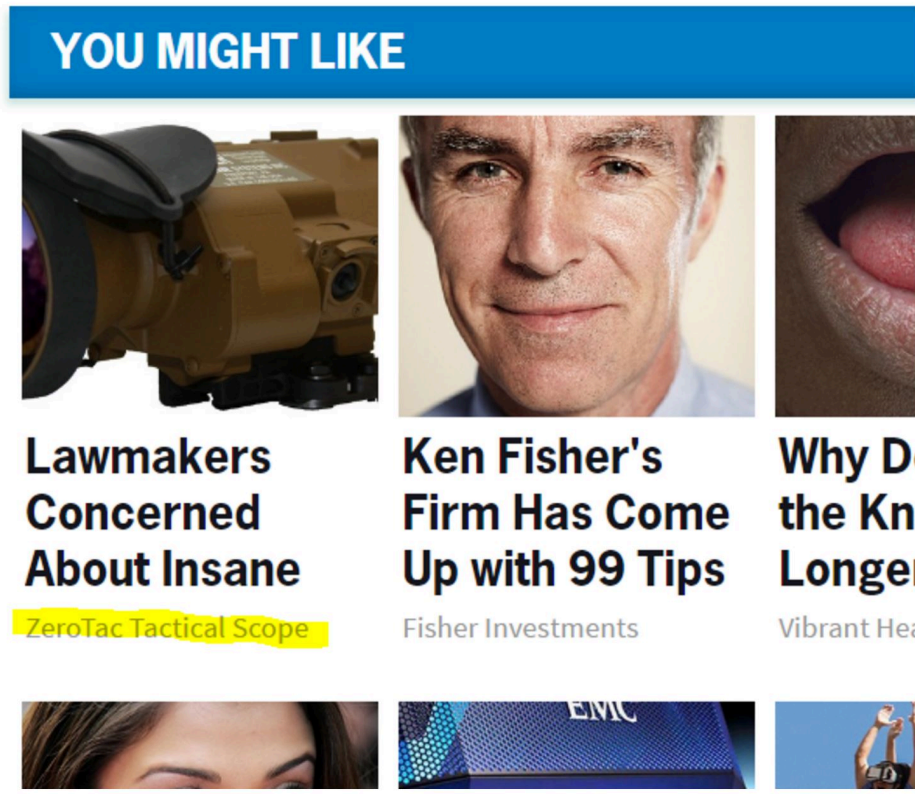
IDENTIFYING SPONSORED CONTENT

With sponsored content, it is particularly important to locate the source of the claim before evaluating it. For example, review the headlines (below) from a popular technology magazine:



Screenshot from the publication Network World.

Look at the headline in the upper left corner. Are lawmakers really concerned about this insane military scope? Maybe. But *Network World* is not making this claim (below). Note that the ZeroTac Tactical Scope company is making the claim. It is an advertisement served from another site into this page in a way that makes it look like a story.



ZeroTac Tactical Scope Article

Sometimes sponsored content contains helpful information. For example, the piece below, provides an in-depth look at some current industry trends in information technology.



The source of this article is not *InfoWorld*, but the technology company Hewlett Packard, and the piece is written by a Vice President of Hewlett Packard, with no *InfoWorld* oversight. Sponsored content can be a challenge to spot, so make sure you look at the fine print above or below the article.

After you leave college and begin your career, you may be asked by your employer to find information on a topic in the fields of business, technology, or health. For example, your supervisor needs to determine whether a

particular piece of very expensive office equipment would aide in streamlining a workplace process. Your job is to find articles that show whether introducing this piece of equipment will be a benefit to the office. You want unbiased information that gives both the pros and cons of introducing the equipment into the workplace. You do not want vendor-biased content at this stage of your information search.

If your employer decides to purchase the equipment, then you will investigate the various vendors and compare costs, features, service agreements, reputations, etc.

Additional Reading

[3 Ways to Identify Sponsored Content](#) By John Reynolds (2018, February 7) Buchanan Public Relations.

[Disclosing Branded Content: What You Need to Know](#)

9.

ACTIVITY: SPOT SPONSORED CONTENT

Rank the following news sources on how much sponsored content you believe their pages will feature: *CNN*, *Buzzfeed*, *Washington Post*, *HuffPost*, *Brietbart*, *New York Times*.

Individually, or in groups, visit the following pages and list all sponsored content you see, tallying up the total amount on each page. Then rank the sites from most sponsored content to least.

Rubric Needed for Activity

1. [US investigators corroborate some aspects of the Russia dossier](#). By Jim Sciutto and Evan Perez, CNN. February 10, 2017
2. <http://money.cnn.com/news/>
3. <http://www.vox.com/polyarchy/2017/2/10/14569306/congress-shut-off-phones>
4. <https://www.buzzfeed.com/tylerkingkade/laura-dunns-campus-rape-fight>
5. https://www.washingtonpost.com/powerpost/a-gift-and-a-challenge-for-democrats-a-restive-active-and-aggressive-base/2017/02/11/e265dd44-efef-11e6-b4ff-ac2cf509efe5_story.html
6. http://www.huffingtonpost.com/entry/yale-calhoun-college-grace-hopper_us_589f792ce4b094a129eb8a10?tiall3di&
7. <http://www.breitbart.com/video/2017/02/11/japan-condemns-n-korea-missile-launch-trump-u-s-stands-behind-japan-100-percent/>
8. <https://www.nytimes.com/2017/02/11/us/state-republican-leaders-move-swiftly.html?>

After you've ranked the websites, answer these questions:

1. Did the ranking surprise you at all?
2. What do you think the quantity of sponsored content indicates about a website?
3. How does this change your perspective on these websites' reliability?
4. Why would some websites have more sponsored content than others?

10.

UNDERSTANDING SYNDICATION

Dictionary.com defines a “syndicate” in journalism as an agency that buys articles, stories, columns, photographs, comic strips, or other features. It distributes them for simultaneous publication in a number of newspapers or periodicals in different localities.

Consider this *New York Times* web page:

The screenshot shows a syndicated version of the New York Times website. It features three columns of content. The left column contains two articles: 'Germany's Latest Best Seller? A Critical Version of 'Mein Kampf'' by Melissa Eddy and 'Italian Inmates Sip, Smell and Taste Their Way to Rehabilitation' by Gaia Pianigiani. The middle column contains three articles: 'UK Stock Market Hits Record as Manufacturers Win Business' from AP, 'The Latest: Lebanon Bids Farewell to Istanbul Victims' from Reuters, and 'Inmates Involved in Brazil Prison Massacre to Be Transferred' from AP. Below these is a section titled '15 of the Best Journals by Our Reporters Around the World' compiled by Barbara Tierney. The right column features a Twitter feed for @NYTIMESWORLD and a video player titled 'TIMESVIDEO' showing a scene from the Istanbul nightclub shooting. The video player includes a 'PLAY VIDEO' button and a duration of 1:12. The video title is 'Several German Victims in Istanbul Shooting'.

Screenshot of New York Times

In the left column (above), there are a set of stories – “Germany’s Latest Best Seller?” & “Isis Claims Responsibility” written by *New York Times* staff.

In the middle column, there are stories – “UK Stock Market Hits Record” & “The Latest: Lebanon Bids Farewell to Istanbul Victims” that are identified as being from the *Associated Press* and *Reuters*. You click through to a page that’s on the *New York Times* site, but not by the *New York Times*.



EUROPE

UK Stock Market Hits Record as Manufacturers Win Business

By THE ASSOCIATED PRESS JAN. 3, 2017, 7:30 A.M. E.S.T.



LONDON — Britain's main stock index hit a record closing high Tuesday as a survey showed manufacturers gaining business from the slide in the value of the pound since the country's decision in June to leave the European Union.

The FTSE 100 index ended the day 0.5 percent higher at 7,177.89, slightly down on its earlier all-time high of 7,205.21.

New York Times Article

To evaluate the source of these articles, your evaluation will not focus on the *New York Times*. You will focus on the reporting record of the *Associated Press* and *Reuters*.

For example, if you are a reader of online news, you may notice that an article critical of a politician or policy suddenly disappears from a news site. The story that disappeared is most likely a syndicated article. *Associated Press* articles, for example, are displayed on the site for a few weeks, then “roll off” and disappear from the site. Why? Because the *New York Times* only pays the *Associated Press* to show them on the site for a few weeks.

You will also occasionally see people complaining about a story from the *New York Times*, claiming it shows a New York “liberal bias” only to find the story was not even written by the *New York Times*, but by the *Associated Press*, *Reuters*, or some other syndicator.

Finding the source means following a piece of content to its true source, and beginning your analysis there. Your first question when looking at a claim on a page should be “Where did this come from, and who produced it?”

11.

TRACKING THE SOURCE OF VIRAL CONTENT

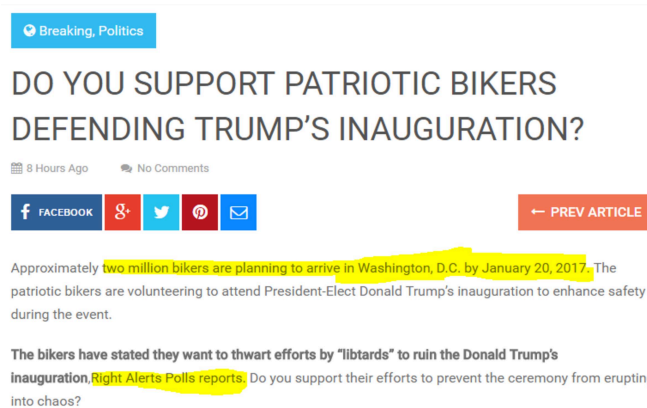
In our previous examples, it has not been too difficult to trace the source of the information or claim. The *Blaze* story, clearly links to the *Daily Dot* piece so that anyone reading their summary is one click away from confirming it with the source. The *New York Times* makes it apparent that the syndicated content is from the *Associated Press* and *Reuters*, so checking the credibility of the sources is fairly simple.

This is good internet citizenship. Articles on the web that re-purpose other information or artifacts should state their sources, and, if appropriate, link to them. This matters to creators, because they deserve credit for their work. It also matters to readers who need to check the credibility of the original sources.

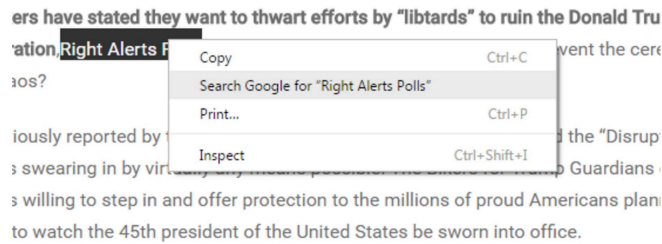
Unfortunately, some people on the web are not good internet citizens. This is particularly true with material that spreads quickly as hundreds or thousands of people share it – so-called “viral” content.

When that type of information travels around a network, people often fail to link it to sources, or they hide the sources altogether. For example, it was claimed that two million bikers were going to show up for President-elect Trump’s inauguration. Whatever your political persuasion, that would be pretty amazing.

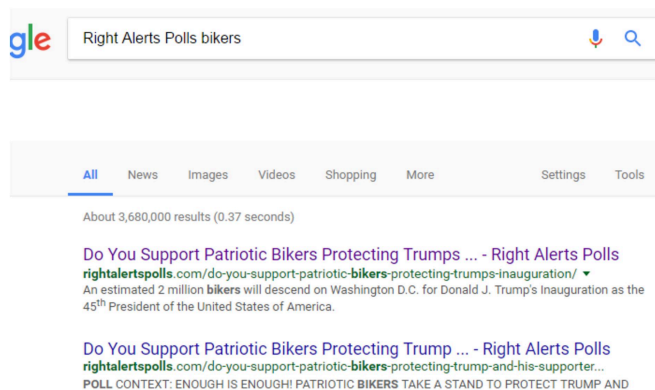
But the source of the information, *Right Alerts Polls*, is not linked.



Here is a tip for locating the source. Using the Chrome web browser, select the text “Right Alerts Polls.” Then right-click your mouse (control-click on a Mac), and choose the option to search *Google* for the highlighted phrase.



Your computer will execute a search for “Right Alerts Polls.” To find the story, add “bikers” to the end of the search:



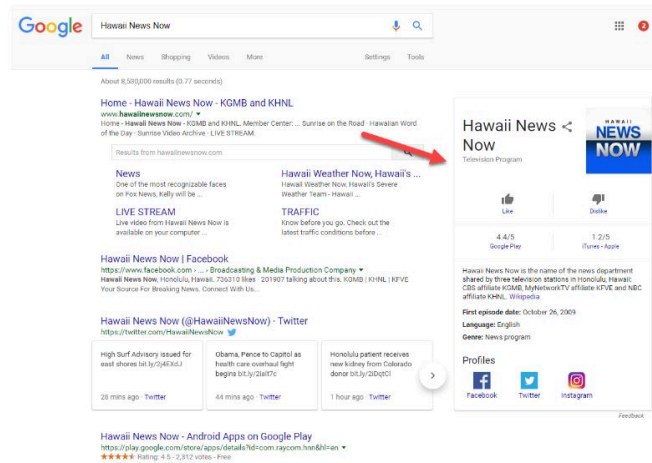
Our article appears at the top of the results list. Another option is to go directly to *Google* and type in the search terms.

So have we found the source? Not yet. When we click through to the supposed source article, we find that this article does not tell us where the information is coming from; however, it does have an extended quote from one of the “Two Million Bikers” organizers:

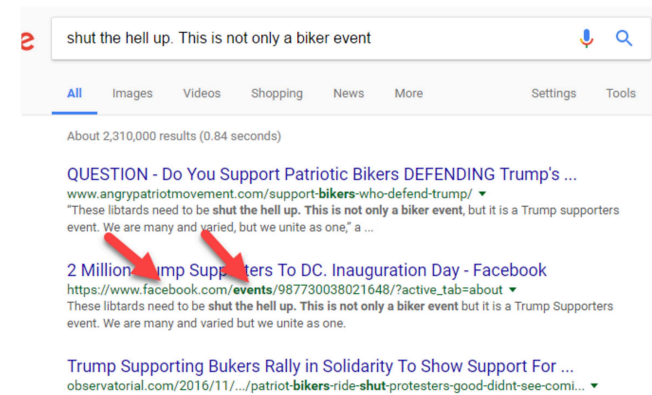
From the 2 Million Bikers to DC

“ These libtards need to be shut the hell up. This is not only a biker event but it is a Trump Supporters event. We are many and varied but we unite as one. Christian, Veterans, Bikers, Truckers, Steelworkers, Coal worker's, Preachers, Fast food workers, all Colors on the human race, if you are a working class American and you support Mr. President Donald Trump then we would love to see you there. Our main objective is to show our Love for our new President and unite as one in a collective effort in Solidarity Brotherhood and Unity. God Bless America.”

So we just repeat our technique here, and select a bit of text from the quote and right-click/control-click. Our goal is to figure out where this quote came from, and searching on this small but unique piece of it should bring it close to the top of the *Google* results list.

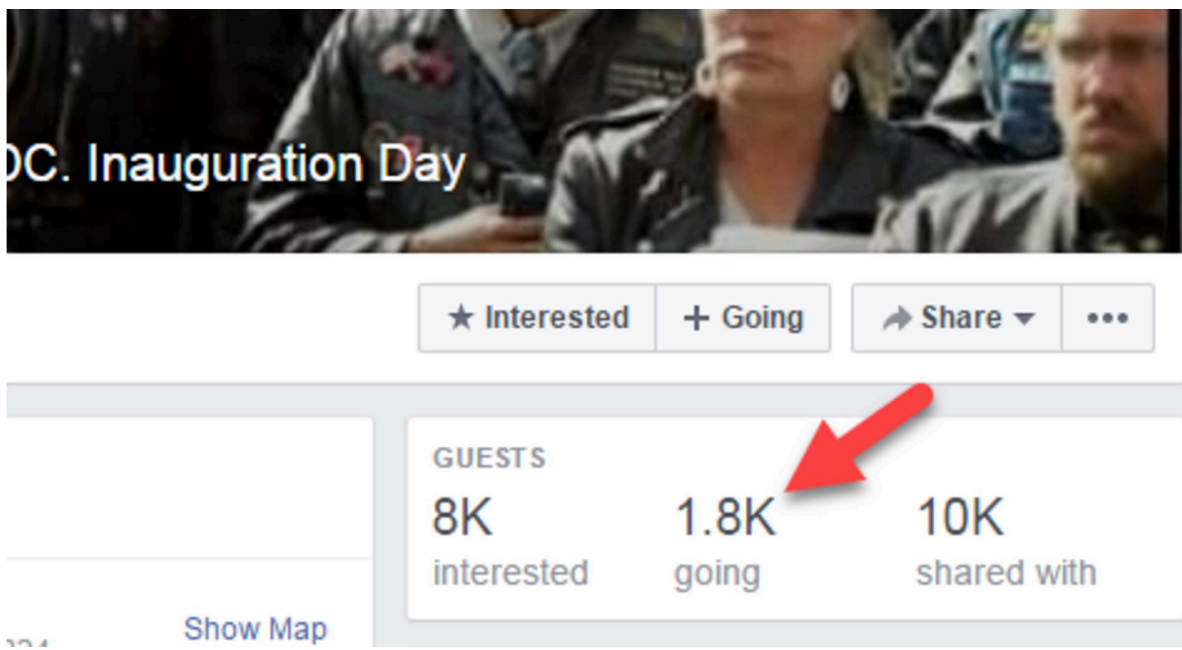


When we search this snippet of the quote, we see that there are dozens of articles covering this story, using the same quote and sometimes even the same headline. But one of those results is the actual *Facebook* page for the event, and if we want a sense of how many people are committing, then this is a place to start.



As we begin to develop fact-checking habits, we should remember to not only scan the titles in a result list but also the URLs beneath the titles. These are clues as to which sources are best.

So we go to the “Two Million Biker” *Facebook* event page, and take a look. How close are they to getting two million bikers to commit to this?



Two Million Biker” Facebook event page

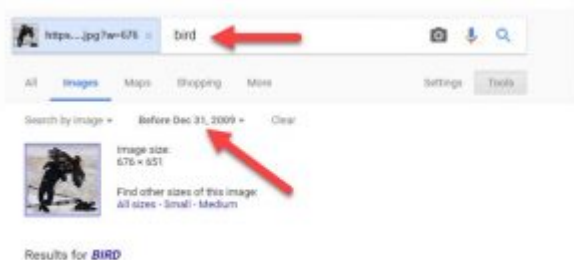
So far, about 1,800 bikers have committed to going to the inauguration. That is quite positive – organizing is hard, and people have lives. Getting people to give up time for a political activity is tough. But it is well short of the “two million bikers” most of these articles were telling us were going to show up.

It appears that the overall numbers are “Mostly False” or “Unlikely” – there are people planning to attend, but the importance of the story was based around the scale of attendance. All indications seem to be that attendance will likely be a tenth of one percent (0.1%) of what the other articles promised. We only learned this by finding the source of the content.

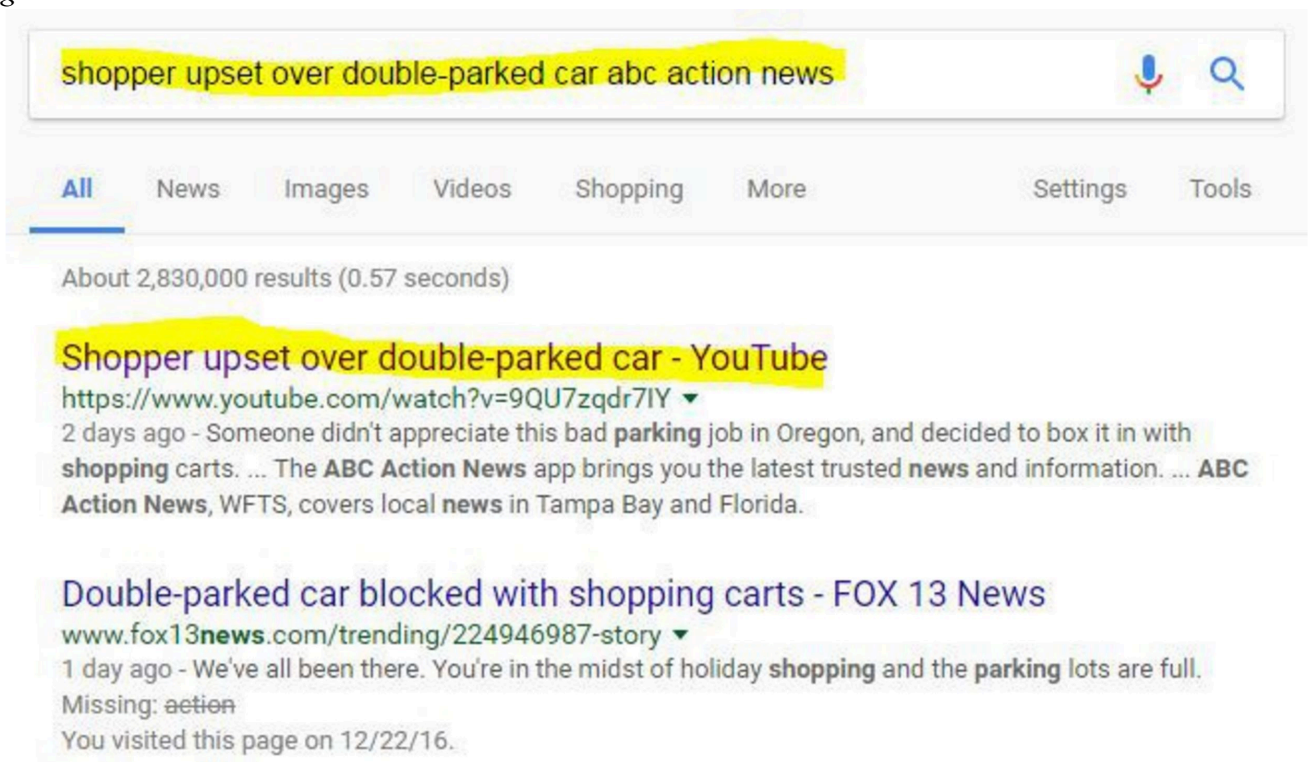
12.

TRACKING THE SOURCE OF VIRAL PHOTOS

Another type of content that often goes “viral” is photography. It is also some of the most difficult to track to a source. Note the example (below).



So, what is the story here? To get more information, insert the textual information off the image and do a *Google* search:



A *YouTube* video indicates that this was taken “outside a Portland, Oregon Walmart” and has been shared

“hundreds of times since yesterday.” We will continue to trace the source with this new information. The next result shows why it is important to continue the search beyond the first set of results.

The screenshot shows a Google search interface with the query "shopping carts double-parked portland or". The search bar includes the Google logo, the query text, and icons for voice search and image search. Below the search bar are tabs for "All", "Shopping", "Images", "Maps", "News", and "More", along with "Settings" and "Tools". The results section indicates "About 153,000 results (0.97 seconds)".

Top stories

Double-parked car blocked with shopping carts | FOX 13 Tampa Bay
FOX 13 News, Tampa Bay · 1 day ago

→ More for shopping carts double-parked portland or

Double-parked car blocked with shopping carts | FOX 13 Tampa Bay
www.fox13news.com/trending/224946987-story ▾
1 day ago - We've all been there. You're in the midst of holiday shopping and the parking lots are full. You visited this page on 12/22/16.

Shopper upset over double-parked car - YouTube
https://www.youtube.com/watch?v=9QU7zqdr7IY
2 days ago - Uploaded by ABC Action News
Someone didn't appreciate this bad parking job in Oregon, and decided to box it in with shopping carts ...
Missing: portland
You've visited this page 2 times. Last visit: 12/22/16

Driver Double Parks, Gets Instant Karma (Photo) - America Now
www.americanow.com/story/society/.../driver-double-parks-gets-instant-karma-photo ▾
10 hours ago - A Walmart shopper who double parked got a dose of karma when ... showing the car clearly parked in two spots outside of a Portland, Maine, Walmart. ... angry shopper – was a series of shopping carts completely blocking it.

Photo of car surrounded by shopping carts at Walmart goes viral | WGME
wgme.com/news/local/photo-of-car-surrounded-by-shopping-carts-goes-viral ▾
BIDDEFORD (WGME) – A photo of a car taking up two parking spots surrounded by shopping carts at the ... Matthew Mills of Old Orchard Beach took the picture of the parking lot justice ... Eight arrested in South Portland prostitution sting.

Which one of these items should I click on? Again, the idea here is to get closer to the actual event. One way to do that is to find the earliest post, but another way is to get geographically closer to the source. Who is more likely to get the facts of a local story correct, the local newspaper or a random blog?

As you scan the search results, look at the URLs. *Fox 13 News* has it in “trending.” *AmericaNow* has it in the “society” section. But the *WGME* link has the story in a “news/local/” directory. This is interesting, because the other site said it happened in Oregon, and here the location is clearly Maine. This URL pattern is a strong point in the website’s favor.

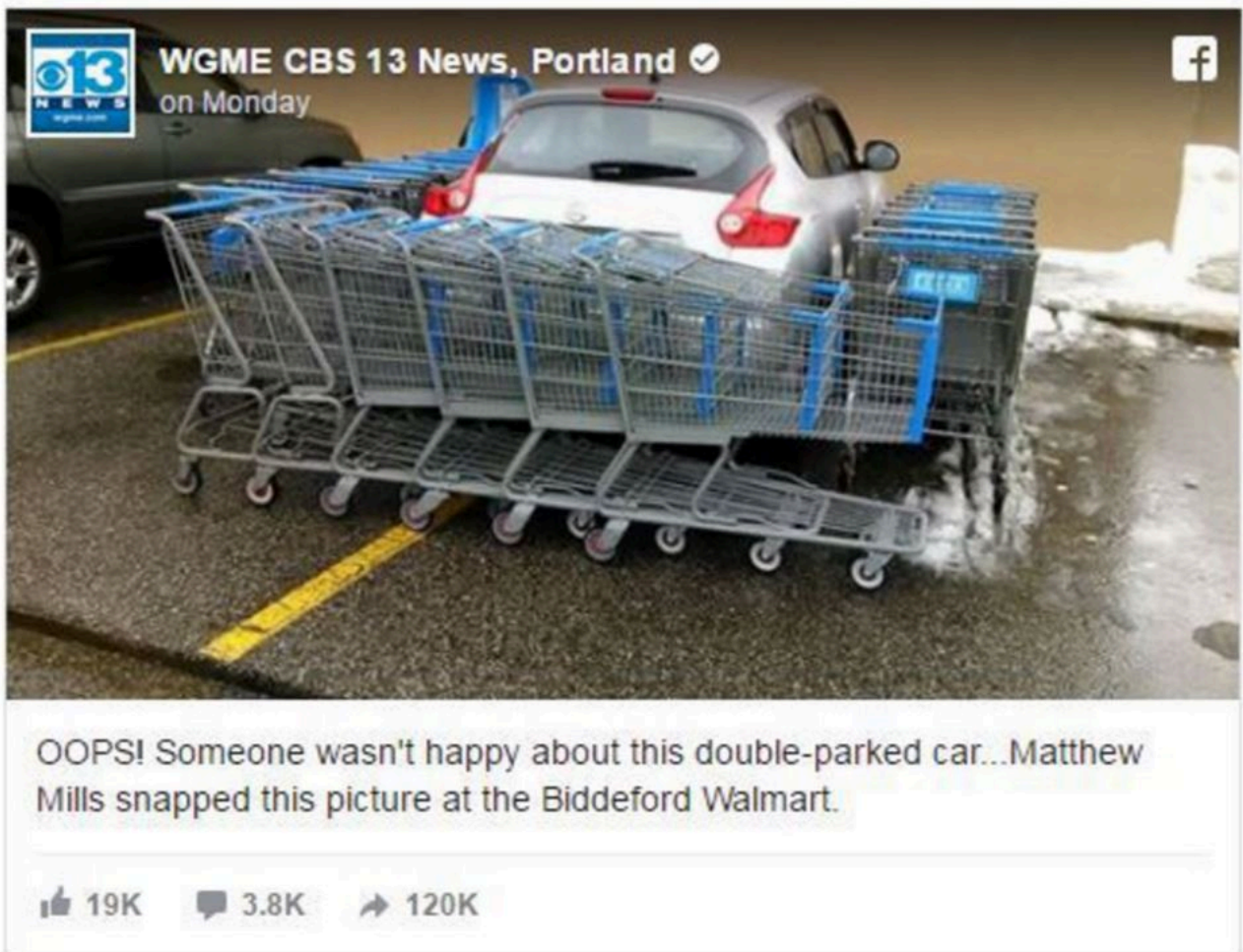
Further indications that it might be a good source is that in the blurb it mentions the name of the photographer, “Matthew Mills.” The URL plus the specificity of the information tell us that we are on the right track.

This takes us to what looks like the news page where it went viral, which embeds the original post.

BIDDEFORD (WGME) -- A photo of a car taking up two parking spots surrounded by shopping carts at the Biddeford Walmart has been shared all over the country.

Matthew Mills of Old Orchard Beach took the picture of the parking lot justice Sunday afternoon.

CBS 13 posted it Monday morning, and it went viral.



We see that the first news report contained many inaccuracies. The photograph was not taken in Portland,

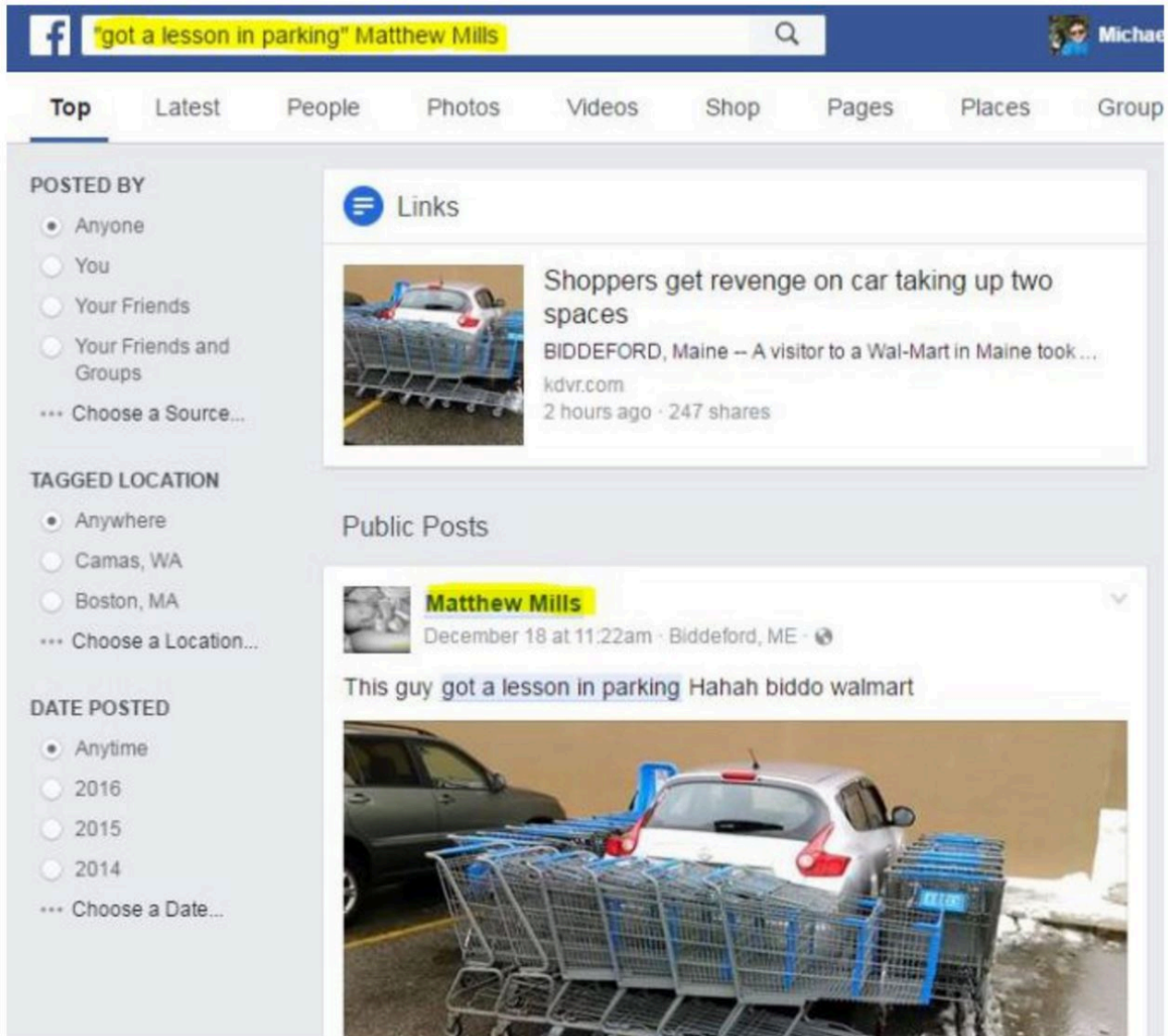
Oregon—it was in Biddeford, which is near Portland, Maine. It has not been shared “hundreds of times” – it has been shared hundreds of thousands of times. And it was made viral by a *CBS* affiliate, a fact that *ABC Action News* in Tampa does not mention at all.

Now let’s look at the *Facebook* page where Matthew Mills shared it. We are looking to determine whether or not this went viral before *CBS* picked it up. We will double check that Mills is really from the Biddeford area and whether he was responsible for the shopping carts or just happened upon the scene.

The news post does not link back to the original, so we search for Matthew Mills again. We find some news outlets mentioning the original caption by Mills – “This guy got a lesson in parking.”



That is not the same as the caption that the news station put up – maybe it is what Mills originally used. We type “‘got a lesson in parking’ Matthew Mills” into *Facebook*, and we arrive at the original post.



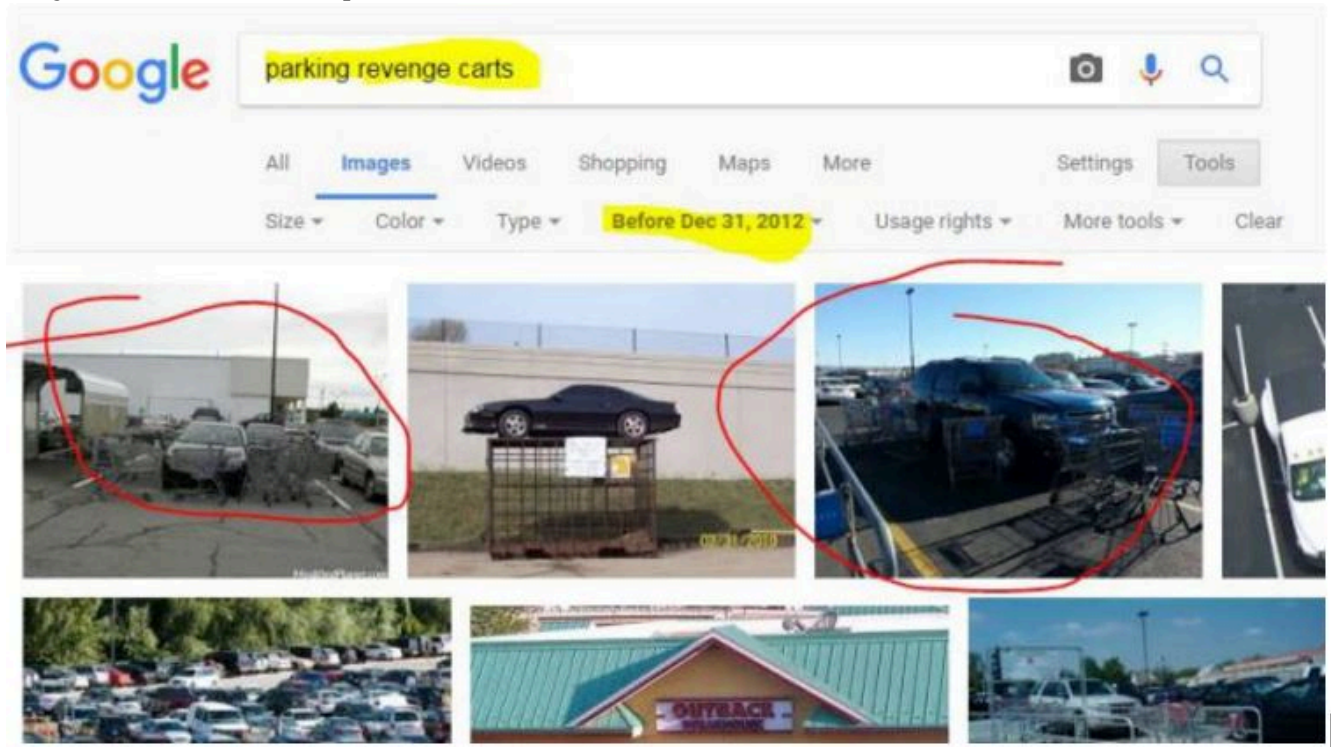
Now we see an unfortunate practice perpetrated by some news organizations. They will cut other news organizations out of a story. In this example, *ABC Action News* said that the photograph had been shared hundreds of times, when in fact it was shared hundreds of thousands of times. If they had been completely truthful, *ABC Action News* would have mentioned that it was actually popularized by a *CBS* affiliate.

This practice can make it easier to trace something to the source. News organizations work hard to find the original source if it means they can cut other news organizations out of the picture. But it also tends to distort how virality happens. The picture here did not magically become viral—it became viral largely due to the reach of *WGME*.

Incidentally, we also find answers to other questions in the Matthew Mills version – he took the picture but didn't arrange the carts, and he really is from Old Orchard Beach.

An extra verification step is to use *Google Images* to determine whether the photograph is a recycled image. Sometimes people take old images and pretend the images are their own – changing only the date and location.

A *Google* reverse image search (see below) indicates that this does not appear to be the case in this instance; however, this is a very common type of viral photo called a “parking revenge” photo. The specific technique of circling carts around a double-parked car dates back to at least 2012.



When we click through we can see that the practice was popularized, at least to some extent, by *Reddit* users. Note the post from December 2012:

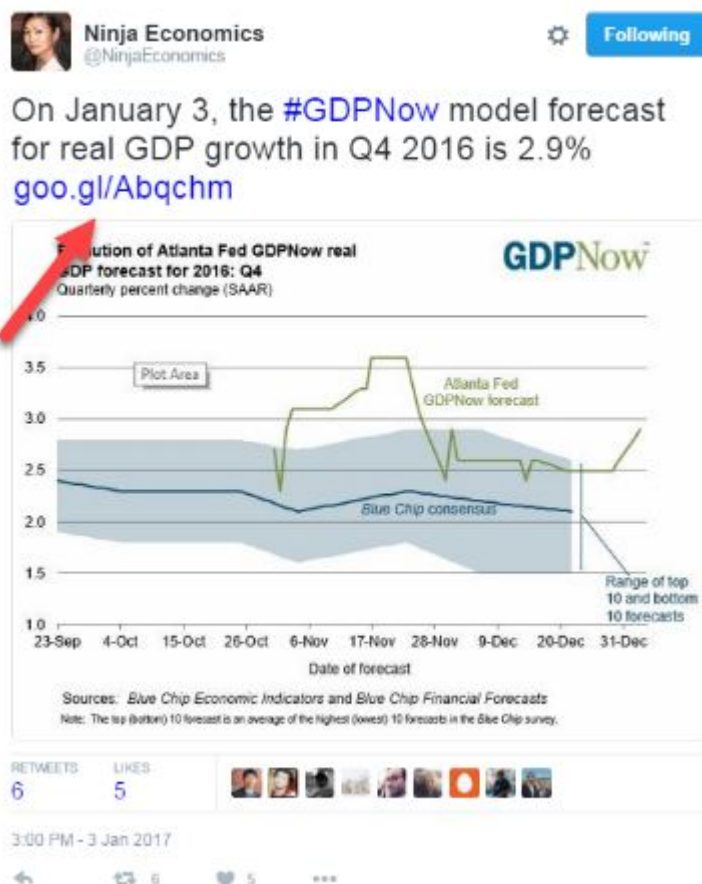


It is part of a parking revenge meme that dates back at least four years, and was popularized by *Reddit*. This particular photograph was shot by Matthew Mills in Biddeford, Maine. It became viral through the re-share provided by a local Maine news station.

13.

USING GOOGLE REVERSE IMAGE SEARCH

Most of the time finding the origin of an image on *Twitter* is easy. Just follow the links. For instance, take the chart in this tweet from *Twitter* user @NinjaEconomics. Should you evaluate it by finding out who @NinjaEconomics is?



No. Just follow the link to the source. Links are usually located in the last part of a tweet. As you can see, the chart is accompanied by more information about the data and how it was produced. It is from the Atlanta Federal Reserve, and it is the Federal Reserve, not @NinjaEconomics that you will evaluate.

The photo (below), was posted without a source and this generates questions.



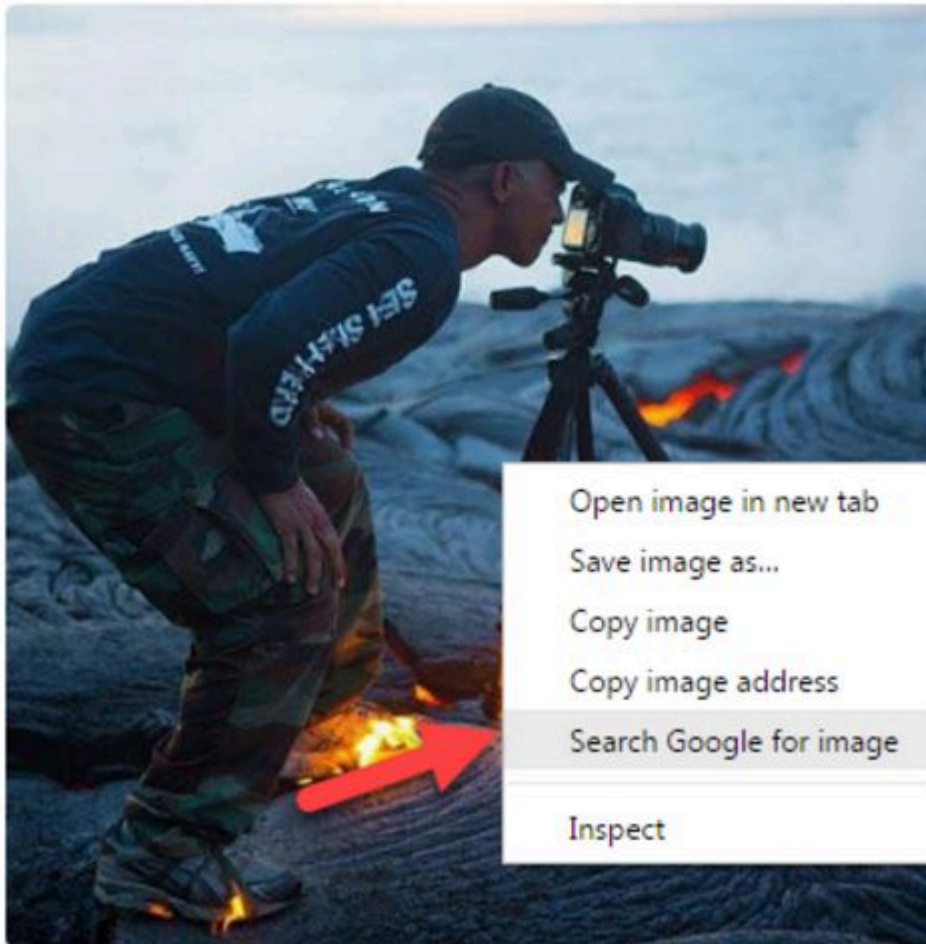
First, is this actually a *National Geographic* photographer? More importantly, is this real? Is that lava so hot that it will literally set a metal tripod on fire? We are not lava experts so we will have to find the truth.

There is no link provided, so we will use the reverse image search. If you're using Google Chrome as a browser, put the cursor over the photo and right-click (control-click on a Mac). A "context menu" will pop up and one of the options will be "Search Google for image." For the sake of simplicity we will show solutions in this text as they would be implemented in Chrome.




dead boyfriend
@unsmokable

the life of a national geographic pho



When we reverse search this image, we find several pages that contain the photo from a variety of sites. One of the sites returned is *Reddit*. *Reddit* is a site that is famous for sharing these sorts of photos, but it also has a reputation for having a user base that is very good at spotting fake photos.

Visually similar images



Report images

Pages that include matching images

In the heat of the moment : pics - Reddit



https://www.reddit.com/r/pics/comments/.../in_the_heat_of_the_moment/ ▼
1600 x 1066 - Jan 28, 2014 - A place to share photographs and pictures. Feel free to post your own, but please read the rules first (see below), and note that we are not a ...

Mind Blowing Images of the Planet With Live On - Page 2 of 2 ...



<https://www.outdoorrevival.com/news/mind-blowing-images-of-the.../2>
640 x 426 - Aug 26, 2015 - IN THE HEAT OF THE MOMENT, kawika-singson-standing-on-lava-shoes-tripod-on-. Photograph of KAWIKA SINGSON | Taken by Chris Hirata.

similar image search for post: When you want the perfect shot. [PIC ...




karmadecay.com/r/woahdude/.../when_you_want_the_perfect_shot_pic/

Moment.. - YohYoh.com Showcase online and Promote




www.yohyoh.com/tags/moment.. ▼
481 x 320 - An Extremely Dedicated Photographer In The Heat Of The Moment.. Tag it. Add your own tag. Login, click on the image in inner page, fill the form and save.

When we go to the *Reddit* page, we find there is an argument over whether the photo is fake or not. But again, *Reddit* is not our source here and we need to explore further. We click the link in the *Reddit* forum that says it is real, and get [taken to an article](#) where they actually talk to the photographer.

 This is an archived post. You won't be able to vote or comment.

↑
743
↓



In the heat of the moment

submitted 2 years ago by [gabberc](#) (i.imgur.com)

54 comments · share

all 54 comments

sorted by: **best** ▼

↑
[-]
↓

WhiteRun 107 points 2 years ago

It's fake.

permalink embed

load more comments (10 replies)

↑
[-]
↓

weezermc78 36 points 2 years ago

...Hey man

permalink embed

↑
[-]
↓

prickinthewall 18 points 2 years ago

Looks real to me


permalink embed

load more comments (3 replies)

That brings us to one of the original stories about this photo:

Hot Lava Sets Adventurous Photographer's Feet on Fire

By Katie Hosmer on July 15, 2013

LIKE MY MODERN MET ON FACEBOOK  Like 1.6M

 GET OUR WEEKLY NEWSLETTER




We could stop here and just read the headline but all good fact-checkers know that headlines are not always truthful. So we read the article down to the bottom:

For this particular shot, Singson says, “Always trying to be creative, I thought it would be pretty cool (hot!) to take a lava pic with my shoes and tripod on fire while photographing lava.”

This may be a bit pedantic, but we still do not know if this was a staged event. Contrary to the headline, the photographer does not say lava made his shoes catch on fire. He says he wanted to take a picture of himself with his shoes on fire while standing on lava.

So did his shoes catch on fire, or did he set them on fire? At the bottom of this page, we can see that this is a retelling of an article published elsewhere; it is not this publication who talked to the photographer. It is a similar situation to what we saw in an earlier chapter, where the *Blaze* was simply retelling a story that was investigated by the *Daily Dot*.



Kawika Singson's website
via [PetaPixel] 

In webspeak, “via” means you learned of a story or photo from someone else. In other words, we still have not located the source. So we go to the *PetaPixel* site from whence this photograph came. There we find an addendum on the original article:

Update on 7/17/13: [Hawaii News Now confirms](#) that this was done as a stunt:

!! *The photo is real, but the flames are not the result of spontaneous combustion. “The flames on the tripod and my shoes did not start because of the lava” Singson freely admits. “It’s like if you put your shoe in a hot frying pan, it will not catch fire right away”.*

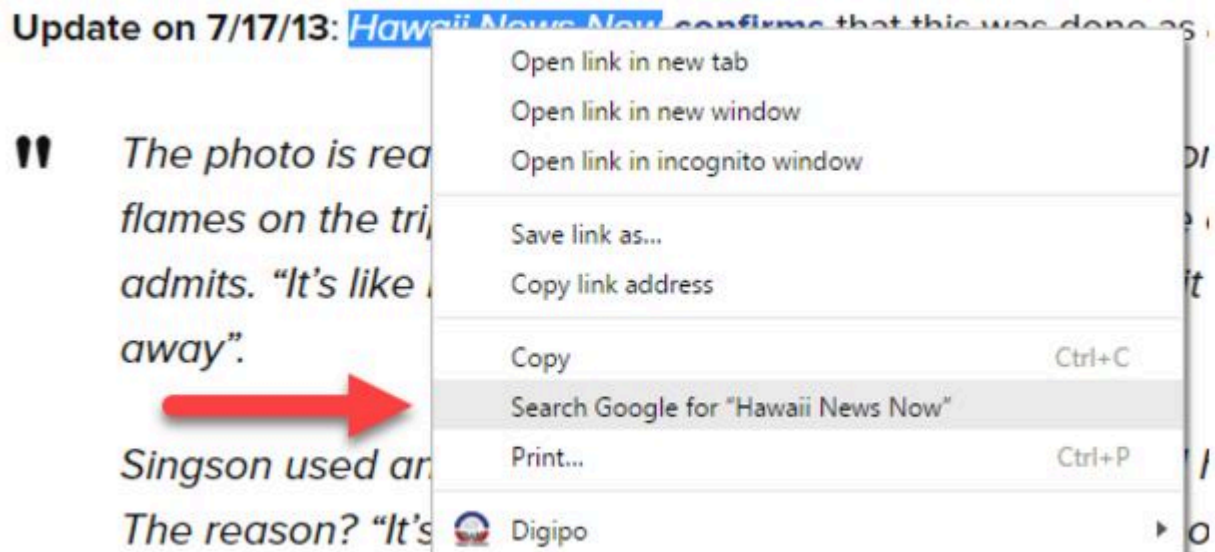
Singson used an accelerant to start the flames then had his buddy snap the shot. The reason? “It’s just something I wanted for my Facebook cover photo”.

So a local news outfit has confirmed the photographer did use an accelerant. The photograph was indeed staged. Are we done now?

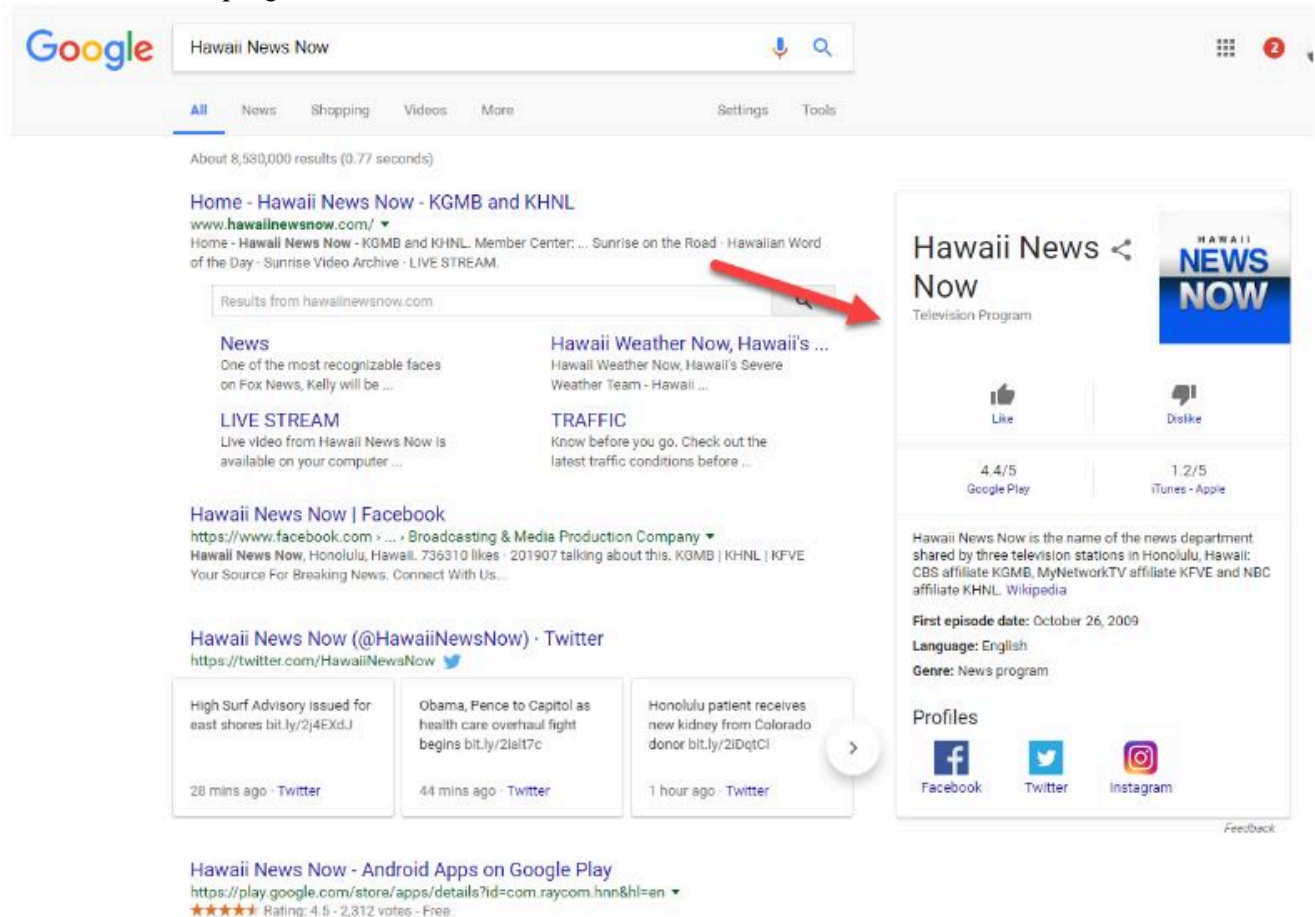
Not quite. You know what the next step is, right? Go to *Hawaii News Now*!

We click the link, and we find that the quote is good. Also, *Hawaii News Now* is a local news service, so they know quite a bit about lava fields. That is probably why they asked the question no one else seemed to ask – “Is that really possible?”

Finally, let’s find out about *Hawaii News Now*. We start by selecting *Hawaii News Now* and using our *Google* search option:



What we get back is pretty promising. There is a *Google* knowledge panel that comes up and tells us it is a bona fide local news program from a *CBS* affiliate in Hawaii.



We could stop here. We have solved this riddle. The photographer was really on hot lava, which is impressive in itself, but used some accelerant (such as lighter fluid) to set his shoes and tripod on fire. Additionally, the photo was a stunt, and not part of any naturally occurring *National Geographic* shoot. We've traced the story back to its source, found the answer, and got confirmation on the authoritative nature of the source.

We are sticklers for making absolutely sure of this; therefore, we are going to continue on, and click on the *Wikipedia* link to the article on the *Google* knowledge panel to make sure we are not missing anything.

14.

FILTERING BY TIME AND PLACE TO FIND THE ORIGINAL

Finding the source of content is often a journey through time and space. The original story is also the *first* story, and as we saw with the Hawaiian news site, local sources often have special insights into stories.

There are specific functions you can use with *Google* and other search engines to help you find original material more quickly.

The following is an image that *Twitter* users have identified as another *National Geographic* photograph. But is it?



A *Google* reverse image search finds the photo, suggesting that the best search term is “birds attacking people.”



This suggestion is based on the fact that the pages where this photo appears often contain these words: “birds attacking people.”

Pages that include matching images

Dangerous Birds - Top 10 Birds That Could Kick Your Ass - Toptenz.net



www.toptenz.net/top-10-birds-that-could-kick-your-ass.php ▼

1920 × 1080 - Jan 3, 2009 - However, not all **birds** are cute, and not all of them are nice, so to speak. There are hundreds of dangerous **birds** that could **attack** a **human**, and ...

Bird attack, Birds and People on Pinterest



<https://www.pinterest.com/pin/146718900333659923/> ▼

236 × 213 - It doesn't surprise me that some animals **attack people** unless you are familiar with them and their behavior, it's normal, they are wild, but some of them, like ...

Bird attack, Birds and People on Pinterest



<https://www.pinterest.com/pin/146718900333658599/> ▼

236 × 213 - Isaiah 35 The wilderness and the parched land will exult, And the desert plain will be joyful and blossom as the saffron. 2 Without fail it will blossom; It will rejoice ...

Bird attack, Birds and People on Pinterest



<https://www.pinterest.com/pin/146718900333658634/> ▼

236 × 213 - See more about Bird attack, Birds and People. ... When **Birds Attack People** - jesad.com. Save Learn more at jesad.com · Animals AahSmile AnimalsAnimals ...

Top 7 Best Eagle Attacks (GRIZZLY,KANGAROO...& MAN) HD ...

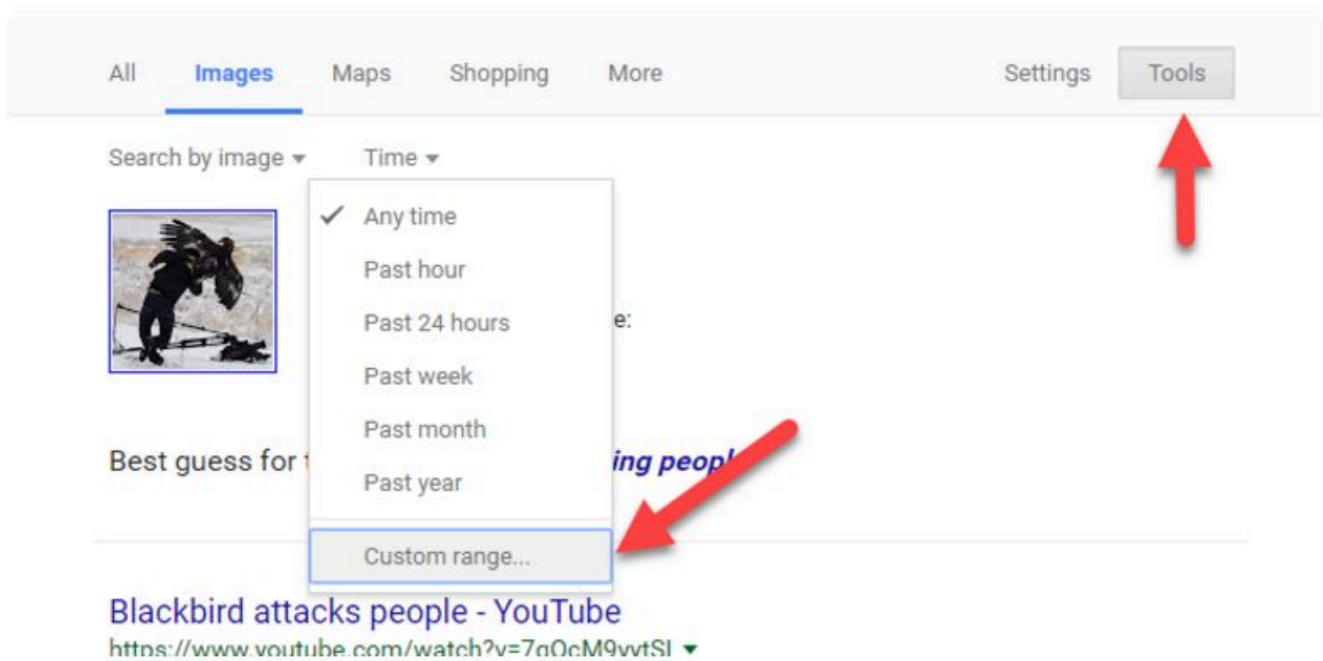


<https://www.youtube.com/watch?v=EwTul9-HGu8> ▼

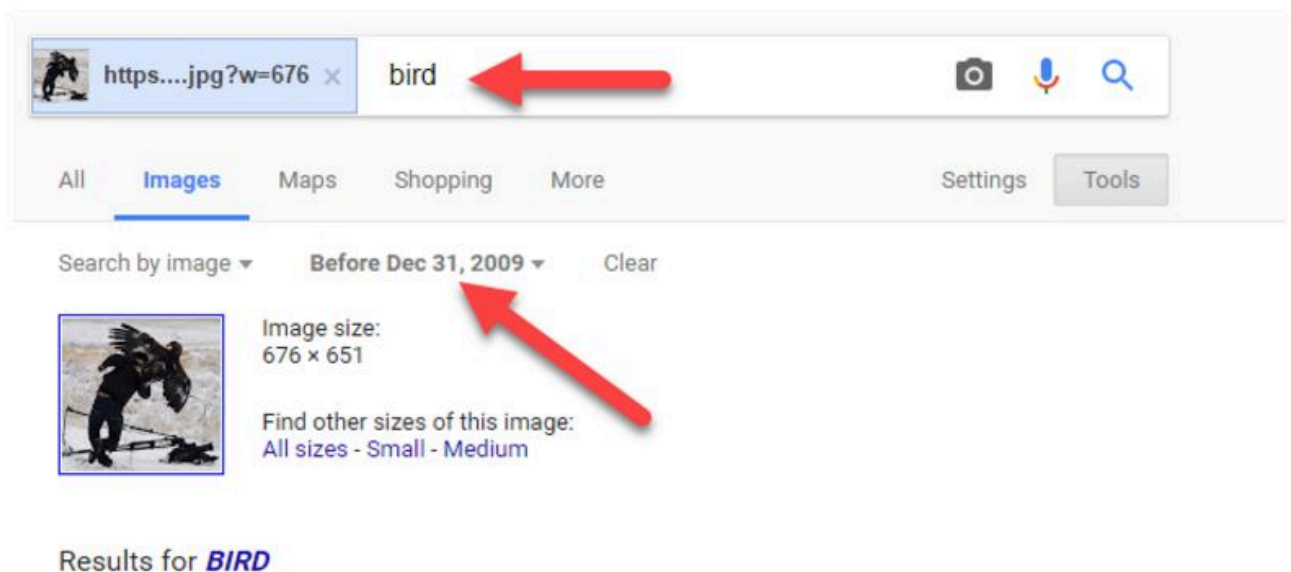
1920 × 1080 - Jun 15, 2014 - More Eagle **attacks** and Animal Videos: Top 7 Best Eagle **Attacks**... ... Etc) - Duration: 10:39. **Bird Song** 2 8,647,685 views. 10:39. Abnormally ...

We can modify that search, and we will retrieve only the older pictures.

We do that by clicking the “Tools” button and then using the “Time” drop-down to select “Custom range.” This should filter out some of the posts that merely include this in slideshows.



We pick a date in the past to see if we can filter out the newer photos. We remove the “birds attacking people” search and replace it with “bird,” since the other phrase sounds like a title for a slideshow with many of these sorts of photos in it. The original is not likely to be on a page like that; the slideshows come later in the viral cycle:



Why choose the year 2009? For viral photos, 2009 or 2010 is usually a good starting point. If you don't find any results within that parameter, then go later, to a year like 2012. If you find too many results, then change the search to something like 2007.

Here we get a much better set of results. Instead of a list of "When Birds Attack" slideshows, we get a set of results talking about this *specific* photo. One of the results stands out.

Pages that include matching images

Fat Kid At Camp | Fuck you, cameraman...I'm a bird!



fatkidatcamp.com/2009/12/20/sunday.../fuck-you-cameraman-im-a-bird/ ▼
640 × 626 - Dec 18, 2009 - Fuck you, cameraman...I'm a **bird**! Posted On: December 18, 2009
By: Fat Kid Comments: (0). Fuck you, cameraman...I'm a **bird**! dead bug crime scene.

Good reasons why you shouldn't mess with nature - Sharenator



www.sharenator.com/Good_reasons_why_not_to_fk_with_nature/ ▼
500 × 489 - Jan 1, 2010 - **bird** attack11 - good reasons why you shouldn't mess with nature · polar bear attack · polar bear chase · ulizv - good reasons why you shouldn't mess with nature.

Got too close the the hawk :(- PentaxForums.com



www.pentaxforums.com > ... > Off-Topic Forums > General Talk ▼
Dec 22, 2009 - 15 posts - 8 authors
500 × 489 - And as the poster said, these are trained... so its more like the camera man pissed off the hunter rather than the **bird** itself. Rest of the photos. Kazakhstan Eagle ...

For all you falconers out there.... - LotusTalk - The Lotus Cars ...



www.lotustalk.com > ... > Community > Other ▼
Dec 23, 2009 - 10 posts - 9 authors
500 × 489 - The speck got larger and larger, until you could see the **bird** in a full dive. It hit the ...
The **bird** didn't attack the photographer, he attacked the videographer.

This third result looks most promising for two reasons:

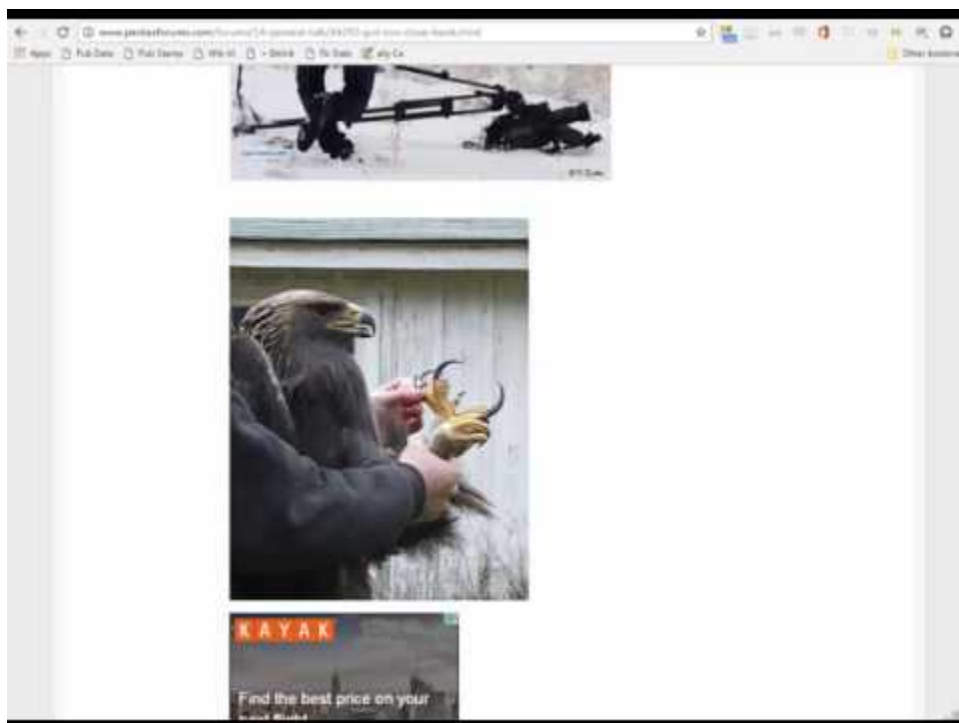
- The poster of the "Got too close to the hawk" result seems to know a bit more about the situation, noting "these birds are trained."
- It mentions "Kazakhstan Eagle." That is a name of a type of bird, but it's also a place, and if we could confirm this incident took place in Kazakhstan, there will be other ways to trace this back to the original. Remember that our goal is about getting closer in time to the original, but it can also mean getting closer geographically.

When we go to that page, it links us in the comments to a page that has the set of shots that the photographer was taking, as well as a shot of this cameraman being attacked from another angle.



It's a series of photos from a hunting competition in Chengelsy Gorge, Kazakhstan. The eagle attacking him is tame and trained, but for some reason attacked him anyway. So this is real; it's not photo-shopped or staged. At the same time it's not a *National Geographic* photographer.

While this process takes some time to explain, in practice it can be done in about 90 seconds. Here's a *YouTube* video that shows what this looks like in practice.



A YouTube element has been excluded from this version of the text. You can view it online here:
<https://pressbooks.nsc.ca/webliteracy2nded/?p=91>

Note that as long as you are careful with confirmation bias, you can replace the search term “bird” with a term like “fake” to find pages claiming the image is fake and see what evidence they present.

15.

ACTIVITY: TRACE VIRAL PHOTOS

The following two photographs have been attributed to *National Geographic* shoots by the same tweeter mentioned in the previous section.

If you are reading this on the web, go to it. If you are reading this book in PDF form, you'll have to go [find them at the Hapgood blog](#) to use your *Google* reverse image search right-click/control-click action.

Bearing It

The first one is easy. Is this real, or fake? And are these *National Geographic* photographers or not? Is the bear real?



Swan Song

This second photograph is a lot harder. But is this real or fake? If real, can you find the name of the photographer in the swan as well as his nationality? If fake, can you find a debunking of it?



Truck Bomb

This next photograph is political. It was shared by a *Twitter* user who claimed it was a picture of an Irish Republican Army bombing. To paraphrase the poster – “This is London in 1993 after an IRA truck bomb. We didn’t ban Irish people or Catholics.” The poster is making a reference to recent moves to ban travel from Muslim countries to the United States.

Is this a picture of a 1993 London truck bombing? If so, how many people died and/or were injured? What was the response?



Going Rambo



Is this photograph real or fake?

PART IV

CREDIBILITY OF THE SOURCE

WHAT “READING Laterally” MEANS

Our third strategy entails fact-checkers reading across many connected sites instead of digging deep into the site at hand.

When you start to read a book, a journal article, or a physical newspaper you usually already know quite a bit about your source. You subscribed to the newspaper, or picked it up from a newsstand. You’ve ordered the book from Amazon or purchased it from a local bookstore because it was a book you were interested in reading. You’ve chosen a journal article either because of the quality of the journal article or because someone whose expertise and background you know cited it. In other words, when you get to the document you need to evaluate, the process of getting there has already given you some initial bearings.

Compared to these intellectual journeys, web reading is a bit more like teleportation. Even after tracing a source, you arrive at a page, site, and author that are often all unknown to you. How do you analyze the author’s qualifications or the trustworthiness of the site?

Researchers have found that most people go about this the wrong way. When confronted with a new site, they poke around the site and try to find out what the site says about itself by going to the “about page,” clicking around in onsite author biographies, or scrolling up and down the page. This is a faulty strategy for two reasons. First, if the site is untrustworthy, then what the site says about itself is most likely untrustworthy, as well. And, even if the site is generally trustworthy, it is inclined to paint the most favorable picture of its expertise and credibility possible.

The solution to this is, in the words of Sam Wineburg’s Stanford research team, to “read laterally.” Lateral readers don’t spend time on the page or site until they’ve first gotten their bearings by looking at what other sites and resources say about the source they are evaluating.

For example, when presented with a new site that needs to be evaluated, professional fact-checkers don’t spend much time on the site itself. Instead they get off the page and see what other authoritative sources have said about the site. They open up many tabs in their browser, piecing together different bits of information from across the web to get a better picture of the site they’re investigating. Many of the questions they ask are the same as the vertical readers scrolling up and down the pages of the source they are evaluating. But unlike those readers, they realize that the truth is more likely to be found in the network of links to (and commentaries about) the site than in the site itself.

Only when they’ve gotten their bearings from the rest of the network do they re-engage with the content. Readers gain a better understanding as to whether to trust the facts and analysis presented to them.

Lateral reading helps the reader understand both the perspective from which the site's analyses come and if the site has an editorial process or expert reputation that would allow one to accept the truth of a site's facts.

We're going to deal with the latter issue of factual reliability, while noting that lateral reading is just as important for the first issue.

17.

EVALUATING A WEBSITE OR PUBLICATION'S AUTHORITY

Authority and reliability are tricky to evaluate. Whether we admit it or not, most of us would like to ascribe authority to sites and authors who support our conclusions and deny authority to publications that disagree with our worldview. To us, this seems natural. The trustworthy publications are the ones saying things that are correct, and we define “correct” as what we believe to be true. A moment’s reflection will show the flaw in this way of thinking.

How do we get beyond our own myopia here? We can use [Wikipedia’s guidelines](#) for determining the reliability of publications. These guidelines were developed to help people with diametrically opposed positions argue in rational ways about the reliability of sources using common criteria.

For Wikipedians, reliable sources are defined by *process*, *aim*, and *expertise*. I think these criteria are worth thinking about as you fact-check.

Process

Above all, a reliable source for facts should have a process in place for encouraging accuracy, verifying facts, and correcting mistakes. Note that reputation and process might be apart from issues of bias. The *New York Times* is thought by many to have a center-left bias, the *Wall Street Journal* a center-right bias, and *USA Today* a centrist bias. Yet fact-checkers of all political stripes are happy to be able to track a fact down to one of these publications since they have reputations for a high degree of accuracy, and issue corrections when they get facts wrong.

The same thing applies to peer-reviewed publications. While there is much debate about the inherent flaws of peer review, peer review does get many eyes on data and results. Their process helps to keep many obviously flawed results out of publication. If a peer-reviewed journal has a large following of experts, that provides even more eyes on the article, and more chances to spot flaws. Since one’s reputation for research is on the line in front of one’s peers, it also provides incentives to be precise in claims and careful in analysis in a way that other forms of communication might not.

Expertise

According to Wikipedians, researchers and certain classes of professionals have expertise, and their usefulness is defined by that expertise. For example, we would expect a marine biologist to have a more informed opinion about the impact of global warming on marine life than the average person, particularly if they have done research in that area. Professional knowledge matters too. We would expect a health inspector to have a reasonably good knowledge of health code violations, even if they are not a scholar of the area. And while we often think researchers are more knowledgeable than professionals, this is not always the case. For a range of issues, professionals in a given area might have better insight than researchers, especially where a question deals with common practice.

Reporters, on the other hand, often have no domain expertise, but may write for papers that accurately summarize and convey the views of experts, professionals, and event participants. As reporters write in a niche area over many years (e.g. opioid drug policy) they may acquire expertise themselves.

Aim

Aim is defined by what the publication, author, or media source is attempting to accomplish. Aims are complex. Respected scientific journals, for example, aim for prestige within the scientific community, but must also have a business model. A site like the *New York Times* relies on ad revenue but is also dependent on maintaining a reputation for accuracy.

One way to think about aim is to ask what incentives an article or author has to get things right. An opinion column that gets a fact or two wrong won't cause its author much trouble, whereas an article in a newspaper that gets facts wrong may damage the reputation of the reporter. On the far ends of the spectrum, a single bad or retracted article by a scientist can ruin a career, whereas an advocacy blog site can twist facts daily with no consequences.

Policy think tanks, such as the Cato Institute and the Center for American Progress, are interesting hybrid cases. To maintain their funding, they must continue to promote aims that have a particular bias. At the same time, their prestige (at least for the better known ones) depends on them promoting these aims while maintaining some level of honesty.

In general, you want to choose a publication that has strong incentives to get things right, as shown by both authorial intent and business model, reputational incentives, and history.

18.

BASIC TECHNIQUES: DOMAIN SEARCHES, WHOIS

What are some quick techniques to identify an unfamiliar site's worldview, process, aims, and expertise?

Web Searching a Domain

The simplest and quickest way to get a sense of where a site sits in the network ecosystem is to *Google* search the site. Since we want to find out what other sites are saying about the site while excluding what the site says about itself, we use a special search syntax that excludes pages from the target site.

For example, say we are looking at an article in the *Baltimore Gazette*:

the **BALTIMORE** Gazette

WILLIAMSONSON

HOME

LOCAL

NATIONAL

OBITUARIES

HOROSCOPES

CONTACT


ABOUT

UNCATEGORIZED

CLINTON RECEIVED DEBATE QUESTIONS WEEK BEFORE DEBATE, ACCORDING TO SOURCES

BC BG STAFF

SHARE ON: [f](#) [t](#) [g+](#) [e](#) [m](#)



The first presidential debate was held and Hillary Clinton was proclaimed the winner by the media. Indeed Clinton was able to turn in a strong debate performance, but did she do so fairly? Multiple reports and leaked information from inside the Clinton camp claim that the Clinton campaign was given the entire set of debate questions an entire week before the actual debate.

A screenshot of the Baltimore Gazette

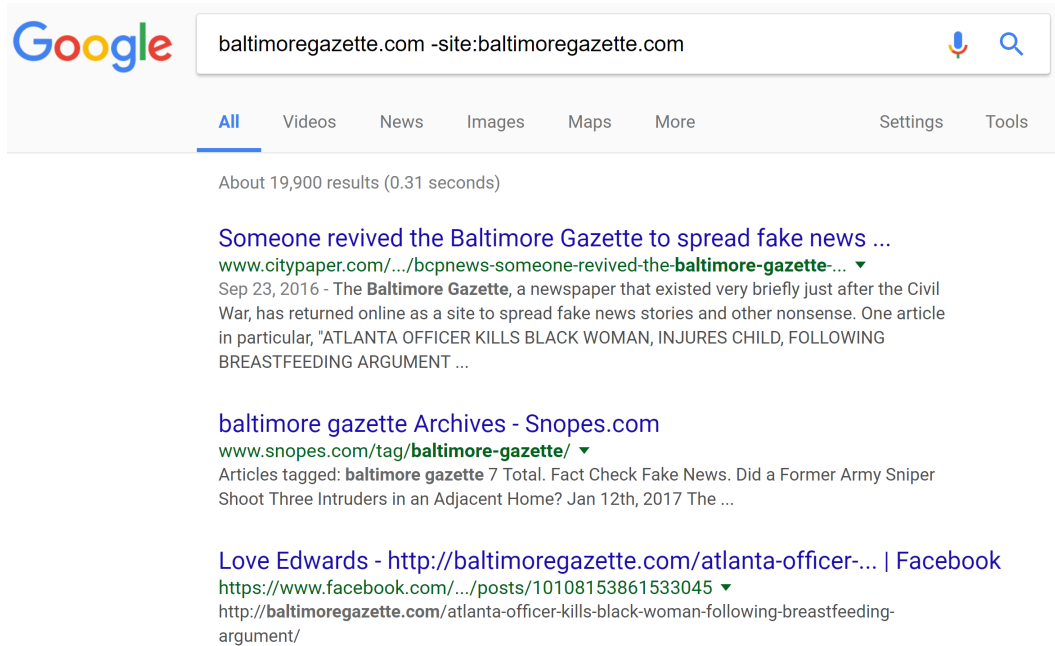
Is this a reputable newspaper?

The site is down right now, but when it was up, a search for “baltimoregazette.com” would have returned many pages, mostly from the site itself. As noted earlier, if we don’t know whether to trust a site, it doesn’t make much sense to trust the story the site tells us about itself.

So we use a search syntax that looks for all references to the site that are not on the site itself:

baltimoregazette.com -site:baltimoregazette.com

When we do that we get a set of results that we can scan, looking for sites we trust:



Screenshot of Google Search Results

These results, as we scan them, give us reason to suspect the site. Maybe we don't know "*City Paper*," which claims the site is fake. But we *do* know *Snopes*. When we take a look there, we find the following sentence about the *Gazette*:

On 21 September 2016, the *Baltimore Gazette* — **a purveyor of fake news, not a real news outlet** — published an [article](#) reporting that any "rioters" caught looting in Charlotte would permanently lose food stamps and all other government benefits...

From *Snopes*, that's pretty definitive. This is a fake news site.

Searches like this don't always turn up *Snopes* or *Politifact*. Here's the site of the *Pacific Justice Institute*:



Screenshot of the homepage of the Pacific Justice Institute.

Dinesh D'Souza and the Battle for Justice

9/14/2016



Orange County, CA--Dinesh D'Souza, best-selling author and filmmaker of Hillary's America, will join Pacific Justice Institute for the fourteenth annual Celebration of Justice (COJ).

D'Souza has spent his life's work fighting to expose injustice and combat the lies

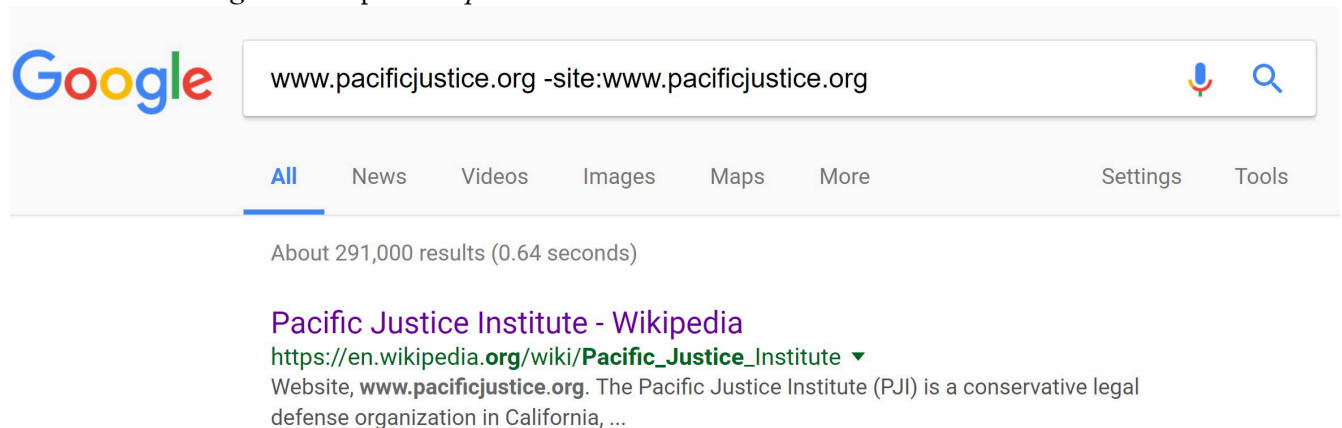
Subscribe:



"Like" Us:



Here, a search of *Google* turns up a *Wikipedia* article:



That article explains that this is a conservative legal defense fund that has been named a hate site by the Southern Poverty Law Center.

Maybe to you that means that nothing from this site is trustworthy; maybe to another person it simply means proceed with caution. But after a short search and two clicks, you can begin reading an article from this site with a better idea of the purpose behind it, a key ingredient of intentional reading.

Finding Out Who Runs a Site with WHOIS and Other Tools

Some smaller sites don't have reliable commentary around them. For these sites, using WHOIS to find who owns them may be a useful strategy.

WHOIS gets you information about who is the administrator of the site domain. It can be done from your computer's command line in many cases, but here we'll show the ICANN interface, where we are searching to see [who owns Mother Jones](#), an online news site:



motherjones.com

Lookup

Showing results for: **MOTHERJONES.COM**

Original Query: motherjones.com

Contact Information

Registrant Contact

Name: Foundation for National Progress
 Organization: Foundation for National Progress
 Mailing Address: 222 Sutter Street, San Francisco CA 94108 US
 Phone: +1.4153211700
 Ext:
 Fax: +1.4153211701
 Fax Ext:
 Email: rwise@motherjones.com

Admin Contact

Name: Foundation for National Progress
 Organization: Foundation for National Progress
 Mailing Address: 222 Sutter Street, San Francisco CA 94108 US
 Phone: +1.4153211700
 Ext:
 Fax: +1.4153211701
 Fax Ext:
 Email: rwise@motherjones.com

Tech Contact

Name: Wise, Robert
 Organization: Foundation for National Progress
 Mailing Address: 222 Sutter Street, San Francisco CA 94108 US
 Phone: +1.4153211700
 Ext:
 Fax: +1.4153211701
 Fax Ext:
 Email: rwise@motherjones.com

When we search on the owner, we find that:

The Foundation for National Progress is a nonprofit organization created to educate the American public by publishing Mother Jones. Mother Jones is a multiplatform news organization that conducts in-depth investigative reporting and high quality, original, explanatory journalism on major social issues, including money in politics, gun violence, economic inequality and the future of work.

(We could have found this out by other means as well, of course).

Unfortunately, WHOIS blockers have dramatically reduced the value of WHOIS searches. The famous *Baltimore Gazette* fake news site from 2016, for example, uses a proxy service to hide revealing information.



ICANN WHOIS

[ABOUT
WHOIS](#)
[POLICIES](#)
[GET
INVOLVED](#)
[WHOIS
COMPLIANCE](#)

baltimoregazette.com

Lookup

Showing results for: BALTIMOREGAZETTE.COM

Original Query: baltimoregazette.com

Contact Information

Registrant Contact

Name: Registration Private
 Organization: Domains By Proxy, LLC
 Mailing Address:
 DomainsByProxy.com, Scottsdale
 AZ 85260 US
 Phone: +1.4806242599
 Ext:
 Fax: +1.4806242598
 Fax Ext:
 Email: BALTIMOREGAZETTE.COM@domainsbyproxy.com

Admin Contact

Name: Registration Private
 Organization: Domains By Proxy, LLC
 Mailing Address:
 DomainsByProxy.com, Scottsdale
 AZ 85260 US
 Phone: +1.4806242599
 Ext:
 Fax: +1.4806242598
 Fax Ext:
 Email: BALTIMOREGAZETTE.COM@domainsbyproxy.com

Tech Contact

Name: Registration Private
 Organization: Domains By Proxy, LLC
 Mailing Address:
 DomainsByProxy.com, Scottsdale
 AZ 85260 US
 Phone: +1.4806242599
 Ext:
 Fax: +1.4806242598
 Fax Ext:
 Email: BALTIMOREGAZETTE.COM@domainsbyproxy.com

The owner of the site here isn't Domains by Proxy, as the record indicates. Instead, Domains by Proxy is a service, often available for a couple dollars a year, that obscures the true ownership of the site. These masking services are starting to become the norm, dramatically reducing the usefulness of WHOIS searches.

That said, there is still useful information to be had here, particularly in the date the baltimoregazette.com domain was registered, which is listed here as being in mid-2015:

Important Dates

Updated Date: 2016-07-18

Created Date: 2015-07-17

Registration Expiration Date: 2017-07-17

If this were an established local paper, it would be fairly odd for it to have first registered the site a year ago.

19.

ACTIVITY: EVALUATE A SITE

Evaluate the reputations of the following sites by “reading laterally.” Answer the following questions to determine the reputability of each site: Who runs them? To what purpose? What is their history of accuracy, and how do they rate on process, aim, and expertise?

1. [http://cis.org/vaughan/...](http://cis.org/vaughan/)
2. [http://www.al.com/news/montgomery/...](http://www.al.com/news/montgomery/)
3. [https://codoh.com/media/files/...](https://codoh.com/media/files/)
4. [http://www.nature.com/nature/journal/...](http://www.nature.com/nature/journal/)
5. [http://www.dailykos.com/...](http://www.dailykos.com/)
6. <https://nsidc.org/>
7. [http://www.smh.com.au/environment/weather/...](http://www.smh.com.au/environment/weather/)
8. [http://occupydemocrats.com/2017/02/11/...](http://occupydemocrats.com/2017/02/11/)
9. [http://principia-scientific.org/...](http://principia-scientific.org/)
10. [http://www.europhysicsnews.org/articles/epn/abs/2016/05/...](http://www.europhysicsnews.org/articles/epn/abs/2016/05/)
11. [https://www.rt.com/news/...](https://www.rt.com/news/)
12. [http://timesofindia.indiatimes.com/world/us/...](http://timesofindia.indiatimes.com/world/us/)
13. [http://www.naturalnews.com/...](http://www.naturalnews.com/)
14. [http://fauxcountrynews.com/...](http://fauxcountrynews.com/)

TIME-SAVING TIPS FOR FACT-CHECKERS

There's no more dreaded phrase to the fact-checker than "a recent study says." Recent studies say that chocolate cures cancer, prevents cancer, and may have no impact on cancer. Recent studies say that holding a pencil in your teeth makes you happier. Recent studies say that the scientific process is failing, and others say it is just fine.

Most studies are data points – emerging evidence that lends weight to one conclusion or another but does not resolve questions definitively. What we want as a fact-checker is not data points, but the broad consensus of experts. And the broad consensus of experts is rare.

The following chapters are *not* meant to show you how to meticulously evaluate research claims. Instead, they are meant to give you, the reader, some quick and time-saving ways to decide what sorts of research can be safely passed over when you are looking for a reliable source. We take as our premise that information is abundant and time is scarce. As such, it's better to err on the side of moving onto the next article than to invest time in an article that displays warning signs regarding either expertise or accuracy.

21.

FINDING A JOURNAL'S IMPACT FACTOR

As mentioned earlier, the process of evaluating web content is one of elimination. In a world where information is plentiful, we can be a bit demanding about what counts as evidence. When it comes to research, one would expect that published academic research cited for a claim comes from respected peer-reviewed journals.

Consider this journal:

The screenshot shows the PLOS Medicine website interface. At the top, there's a navigation bar with the PLOS logo, 'MEDICINE' text, and links for 'Browse', 'Publish', and 'About'. A search bar is on the right. Below the navigation bar, there are icons for 'OPEN ACCESS' and 'PEER-REVIEWED', and the text 'RESEARCH ARTICLE'. The main title of the article is 'Socioeconomic Inequalities in Body Mass Index across Adulthood: Coordinated Analyses of Individual Participant Data from Three British Birth Cohort Studies Initiated in 1946, 1958 and 1970'. The authors listed are David Bann, William Johnson, Leah Li, Diana Kuh, and Rebecca Hardy. The publication date is January 10, 2017, and the DOI is http://dx.doi.org/10.1371/journal.pmed.1002214. On the right side, there's a statistics box showing 1 Save, 0 Citation, 2,357 View, and 143 Share. Below the title, there's a tabbed interface with 'Article' selected. To the right of the tabs are buttons for 'Download PDF', 'Print', and 'Share'. Below the tabs, there's a list of sections: Abstract, Author Summary, Introduction, Methods, Results, and Discussion. The 'Abstract' section is expanded, showing the 'Background' text: 'High body mass index (BMI) is an important contributor to the global burden of ill-health and health inequality. Lower socioeconomic position (SEP) in both childhood and adulthood is...'. On the right side, there's a 'Check for updates' button and a 'Subject Areas' section with 'Adults' and 'Socioeconomic asp...' listed.

We ask ourselves, “Is it a journal that gives authority to this article?” Or “Is it just another web-based paper mill?”

Impact Factor

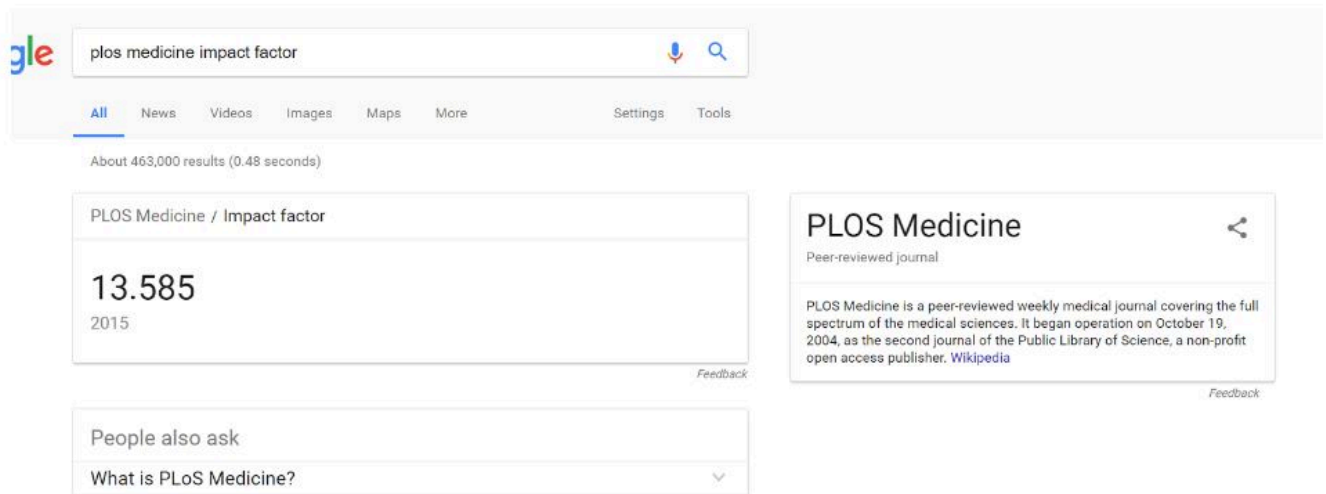
Our first check is to find the journal’s “impact factor” (IF). The impact factor is a measure of the frequency with which the average article in a journal has been cited in a particular year. It is used to measure the importance or rank of a journal by calculating the times its articles are cited.

How Impact Factor is Calculated?

The calculation is based on a two-year period, and involves dividing the number of times articles were cited by the number of articles that are citable.

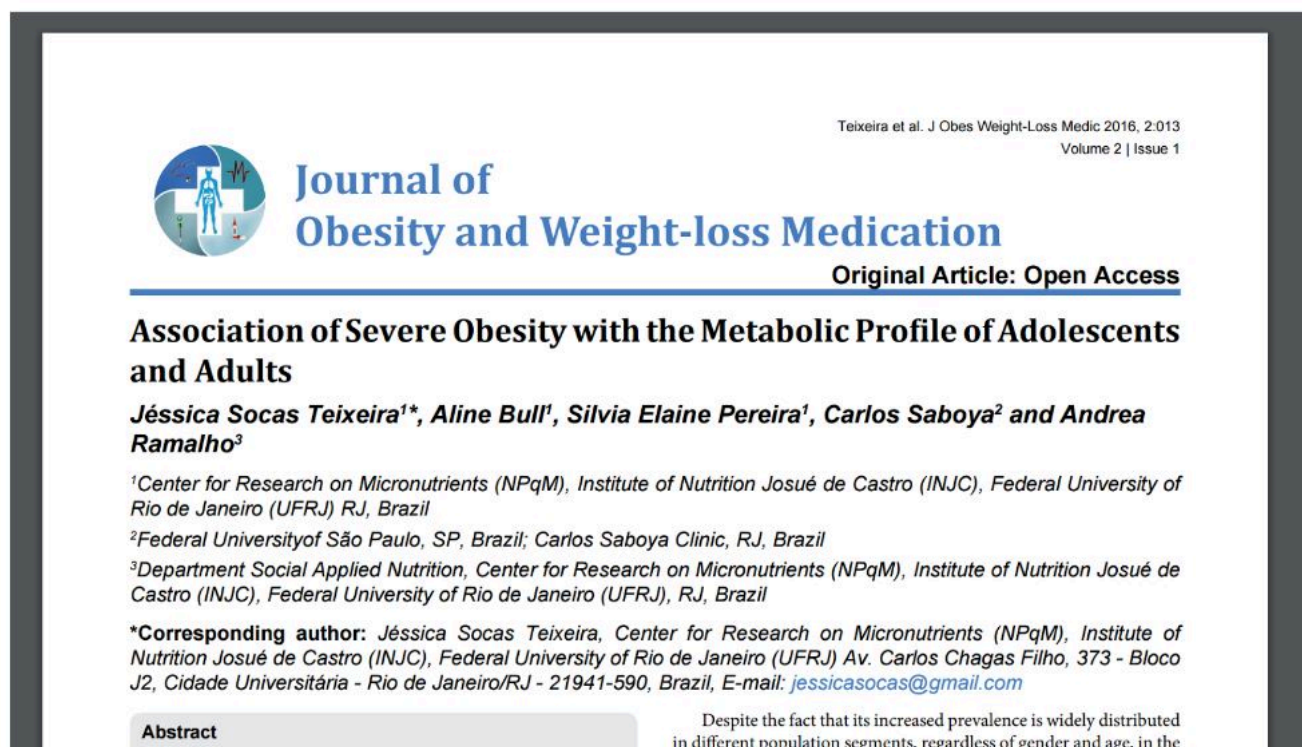
While a flawed metric for assessing the relative importance of journals, impact factor is a useful tool for quickly identifying journals that are not part of a known circle of academic discourse, or that are not peer-reviewed.

When we search *Google* for PLOS Medicine impact factor, we retrieve a knowledge panel with an impact factor of 13.585 (see below).

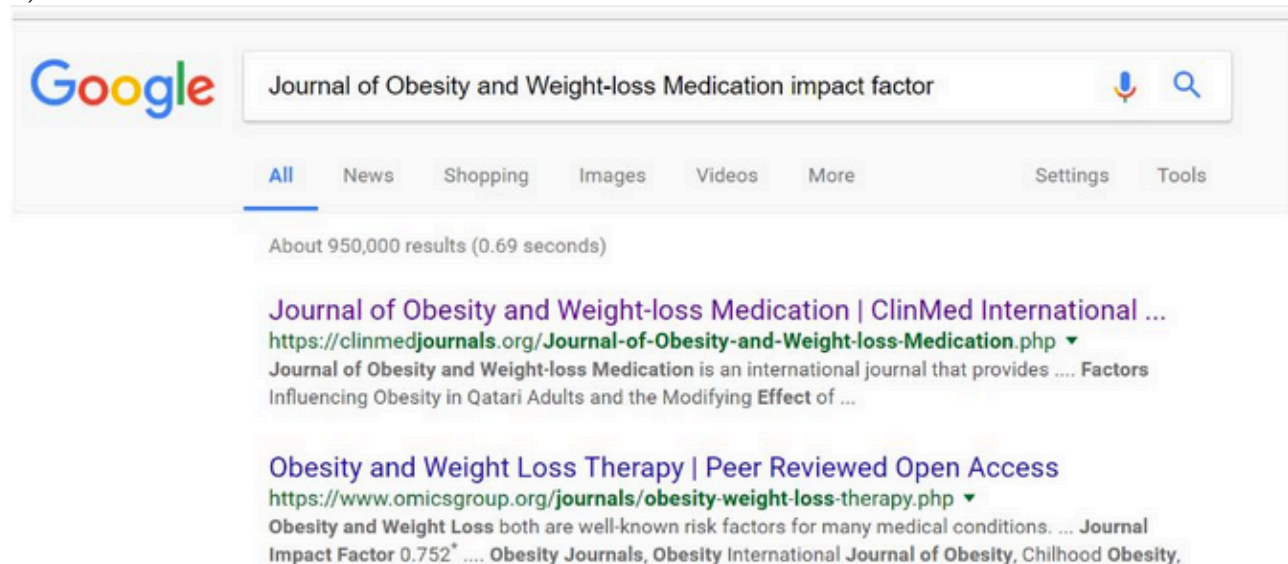


Impact factors can go into the 30s, but we're using this as a quick elimination test, not a ranking, so we're happy with anything over 1. We still have work to do on this article, but it's worth keeping in the mix.

What about this one?



When we look for the impact factor for the *Journal of Obesity and Weight-loss Medication*, we get a result with a link to this journal at the top of the result list, but no panel, as there is no registered impact factor for this journal.



The article may be excellent but we do not know for sure. Likewise, there are occasionally articles published in the most prestigious journals that are pure junk. Be careful in your use of impact factor; a journal with an impact factor of 10 is not necessarily better than a journal with an impact factor of 3, especially if you are dealing with a niche subject.

But after a quick analysis, the *PLOS Medicine* article seems more trustworthy than the *Journal of Obesity*

and Weight-loss Medication article. In fact, if you were deciding whether to re-share a story in your feed and the evidence for the story came from the *Obesity* journal, we would recommend skipping this source.

USING GOOGLE SCHOLAR TO CHECK AUTHOR EXPERTISE

Not all, or even most, expertise is academic. But when the expertise cited is academic, scholarly publications by the researcher can go a long way to establishing their position in the academic community.

Let's look at David Bann, who wrote the *PLOS Medicine* article we looked at in the last section. To do that, we go to *Google Scholar* (not the general page) and type in his name (below).

Web Images More...

Google David Bann

Scholar About 28,900 results (0.04 sec)

Articles

Gender and telomere length: systematic review and meta-analysis [HTML] nih.gov
M Gardner, D Bann, L Wiley, R Cooper, R Hardy... - Experimental ..., 2014 - Elsevier
Background It is widely believed that females have longer telomeres than males, although results from studies have been contradictory. Methods We carried out a systematic review and meta-analyses to test the hypothesis that in humans, females have longer telomeres
Cited by 108 Related articles All 25 versions Cite Save

Case law

My library

Any time

Since 2017

Since 2016

Since 2013

Custom range...

Sort by relevance

Sort by date

☒ include patents

☒ include citations

☒ Create alert

[CITATION] The all new print production handbook
D Bann - 2007 - Watson-Guptill Publications
Cited by 23 Related articles Cite Save More

Physical activity across adulthood in relation to fat and lean body mass in early old age: findings from the Medical Research Council National Survey of Health and ... [HTML] oxfordjournals.org
D Bann, D Kuh, AK Wills, J Adams... - American journal of ..., 2014 - Oxford Univ Press
Abstract Fat and lean body mass have important implications for health and physical functioning in older age, and physical activity is purported to be an important modifiable determinant. However, our evidence-based understanding of its role is limited. We
Cited by 20 Related articles All 13 versions Cite Save

Timing of voice breaking in males associated with growth and weight gain across the life course [HTML] endocrine.org
KK Ong, D Bann, AK Wills, K Ward... - The Journal of ..., 2012 - press.endocrine.org
Background: In contrast to the many studies in females, there are few data in males on the relationships between childhood growth and weight gain and the timing of pubertal maturation and its relevance to adult body mass index (BMI) and body composition.
Cited by 14 Related articles All 9 versions Cite Save

[CITATION] The print production handbook
D Bann, C Cohen - 1985 - North Light
Cited by 11 Related articles Cite Save More

[HTML] Light intensity physical activity and sedentary behavior in relation to body mass index and grip strength in older adults: cross-sectional findings from the ... [HTML] plos.org
D Bann, D Hire, T Manini, R Cooper, A Botosaneanu... - PLoS one, 2015 - journals.plos.org
Background: Telomere length is a marker of biological age and is associated with health and longevity. Telomere length is also associated with physical activity and sedentary behavior. We examined the relationship between physical activity and sedentary behavior and telomere length in older adults.

The results reveal some interesting bits of information. First, Bann has a history of publishing in the area of lifespan obesity patterns. At the bottom of each result, we see how many times each article he authored or co-authored is cited. These are not amazing numbers, but for a niche area they are a healthy citation rate. Many articles published are not cited at all, but at least one of his works has over 100 citations.

Additionally, if we scan down the right side of the page, we see some names we might recognize – the National Institutes of Health (NIH) and another *PLOS* article.

Remember that we are looking for expertise in the area of the claim. These are great credentials on the topic of obesity. They would not be great if we were looking for evidence of Bann's expertise on the topic of opiate addiction. Happily, for this exercise, we are only concerned about the topic of obesity.

By point of comparison, we can look at a publication in *Europhysics News* that attacks the standard view of the 9/11 World Trade Center collapse. We see this view represented in this story on a popular alternative news and conspiracy site called *AnonHQ*:

Home > Politics > Intelligence > It's Official: European Scientific Journal Concludes 9/11 was a Controlled Demolition

Politics Intelligence

It's Official: European Scientific Journal Concludes 9/11 was a Controlled Demolition

By EV - September 11, 2016

14330 277

Share on Facebook Tweet on Twitter G+ Like 158K Tweet



The journal cited is *Europhysics News*, and when we look it up in *Google*, we find no impact factor. In fact, a short investigation of the journal reveals it is not a peer-reviewed journal, but a magazine associated with the European Physics Society. The author is being untruthful, or does not understand the difference between a scientific journal and a scientific organization's magazine.

But what about the authors? Do they have a variety of papers on the mathematical modeling of building demolitions? If you search for the names in *Google Scholar*, you will find that at least one of the authors does have some modelling experience on architectural stresses, although most of his published work was from years ago.

The screenshot shows a Google Scholar search interface. At the top, there are tabs for 'Web', 'Images', and 'More...'. The Google logo is on the left, and a search bar contains the text 'Robert Korol'. To the right of the search bar is a blue search button with a magnifying glass icon. Below the search bar, it says 'Scholar' and 'About 4,310 results (0.61 sec)'. On the left side, there are filters: 'Articles', 'Case law', and 'My library'. Under 'Articles', there are two results. The first result is 'Cyclic behavior of extended end-plate joints' by A Ghobarah, RM Korol, and A Osman, published in the Journal of Structural Engineering in 1992. The second result is 'Finite element analysis of RHS T-joints' by RM Korol and FA Mirza, published in the Journal of the Structural Division in 1982. Below these results, there are more filters: 'Any time' (Since 2017, Since 2016, Since 2013, Custom range...), 'Sort by relevance' (Sort by date), and checkboxes for 'include patents' and 'include citations'. At the bottom left, there is a 'Create alert' button. On the right side of the results, there are links for 'Cited by', 'Related articles', 'All 2 versions', 'Cite', and 'Save'.

It is fair to say that this article was not peer-reviewed and should not be treated as a substantial contribution to the body of research on the 9/11 collapse. The headline of the blog article that brought us here is false, as is their claim that a *European Scientific Journal* concluded 9/11 was a controlled demolition.

But it is worthwhile to note that at least one of the authors writing this paper does have some expertise in a related field. We are left with the question – What does “generally” mean in the phrase “Experts generally agree on X.”

What should we do with this article? Well, it is an article published in a non-peer-reviewed journal by an expert who published a number of other respected articles (though quite a long time ago, in one case). To an expert, that definitely could be interesting. To a new fact-checker looking for the majority and significant minority views of the field, it is probably not the best source.

HOW TO THINK ABOUT RESEARCH

How should we think about research articles? Often we think that newer is better, and sometimes this is true. For example, new phones are better than old phones; and new textbooks are more up-to-date than old textbooks. But the understanding many students have about scholarly articles is that newer studies “replace” older studies.

In general, that is not how science works. In science, multiple conflicting studies are published over long periods of time, and each one is a drop in the bucket of the claim it supports. Over time, the weight of the evidence ends up on one side or another. Depending on the quality of the new research, some drops are bigger than others (some much bigger), but overall it is an incremental process.

Studies that are consistent with previous research are often more trustworthy than those that have surprising or unexpected results. This runs counter to the narrative promoted by the press – “news,” after all, favors what is new and different. The unfortunate effect of the press’s presentation of science (especially in the field of health) is that they would rather not give a sense of the slow accumulation of evidence for each side of an issue. Their narrative often presents a world where last month’s findings are “overturned” by this month’s findings, which are then, “overturned” back to the original finding a month from now. This whiplash presentation, such as “Chocolate is good for you! Chocolate is bad for you!” undermines the public’s faith in science. But the whiplash is not the fault of science. It is a product of the inappropriate presentation by the press.

As a fact-checker, your job is not to resolve debates based on new evidence, but to accurately summarize the state of research and the consensus of experts in a given area, taking into account majority and significant minority views.

For this reason, fact-checking communities such as *Wikipedia* discourage authors from over-citing individual research, which tends to point in different directions. Instead, *Wikipedia* encourages users to find high quality secondary sources that reliably summarize the research base of a certain area, or research reviews of multiple works. This is good advice for fact-checkers as well. Without an expert’s background, it can be challenging to place new research in the context of old, which is what you want to do.

Below are two claims that ran recently in the *Washington Post*:

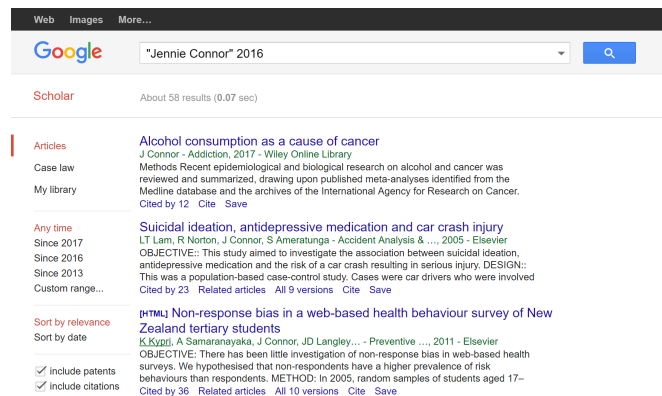
The alcohol industry and some government agencies continue to promote the idea that moderate drinking provides some health benefits. But new research is beginning to call even that long-standing claim into question.

Reading down further, we find a more specific claim; the medical consensus is that alcohol is a carcinogen even at low levels of consumption. Is this true?

The first thing we would do is look at the authorship of the article. It is from the *Washington Post*, which tends to be a reliable publication, and one of its authors has made a career of data analysis (and won a Pulitzer prize as part of a team that analyzed data and discovered election fraud in a Florida mayoral race). Keep in mind that some writers may be better interpreters of the data than we are.

But suppose we want to dig further and find out if they are really looking at a shift in the expert consensus, or just adding more drops to the evidence bucket. How would we do that?

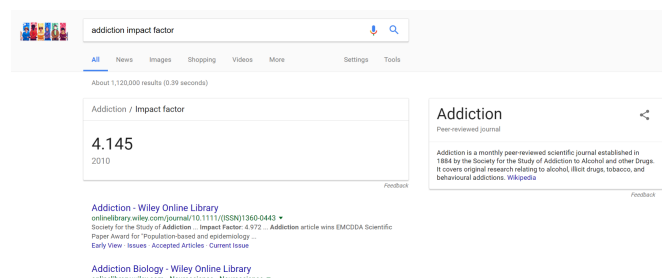
First, we would check to find out where the pieces were published. The *Post* article mentions two articles by “Jennie Connor, a professor at the University of Otago Dunedin School of Medicine,” one published in 2016 and the other published earlier. Let’s find the more recent one, which seems to be a key source for this article. We go to *Google Scholar* and type in “Jennie Connor 2016”.



We scan the results and decide that the top result is probably what we are looking for; however, we also notice that Connor has written other well-cited articles in the field of health.

What about her article on “Alcohol consumption as a cause of cancer”? It was published in 2017 (which is probably the physical journal’s publication date, the article having been released in 2016). Nevertheless, it has already been cited by twelve other papers.

What about this publication *Addiction*? Is it reputable? We will do an impact factor search.



Yes it looks legitimate. We also note in the knowledge panel to the right that the journal was founded in the 1880s. If we click through to that *Wikipedia* article, it tells us that this journal ranks second in impact factor for journals on substance abuse.

Again, you should never use impact factor for fine-grained distinctions. What we are verifying is that the

Washington Post wasn't fooled into covering some research far out of the mainstream of substance abuse studies, or tricked into covering something published in a sketchy journal. It is clear from this quick check that this is a researcher well within the mainstream of her profession, publishing in prominent journals.

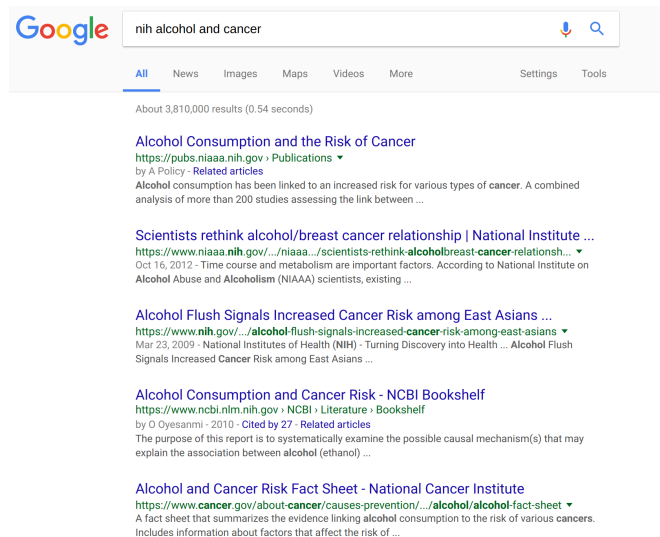
Next we ask what kind of article this is. Sometimes journals publish short reactions to other works, or smaller opinion pieces. What we'd like to see here is that this was either new research or a substantial review of research. We find from the abstract that it is primarily a review of research, including some of the newer studies. We note that it is a six-page article, and therefore not likely to be a simple letter or response to another article. The abstract also goes into detail about the breadth of evidence reviewed.

Frustratingly, we cannot get our hands on the article, but this probably tells us enough about it for our purposes.

FINDING HIGH QUALITY SECONDARY SOURCES

Let's continue with the “alcohol is closely associated with cancer” claim from the last section. Let's see if we can get a decent summary from a respected organization that deals with these issues.

This takes a bit of domain knowledge, but for information on disease, the United States' National Institutes of Health (NIH) is considered one of the leading authorities. What do they say about this issue?

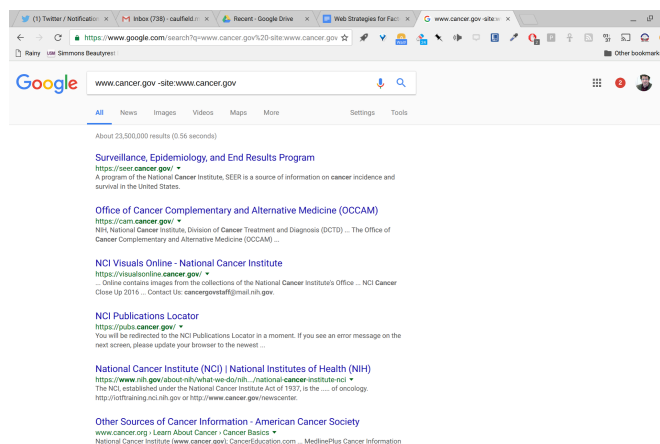


What we don't want is a random article. We are not experts and we don't want to have to guess at the weights to give individual research. We are looking for a summary.

As we scan the results we find a “risk fact-sheet” from the National Cancer Institute that has a “gov” domain. Unlike some domain suffixes (i.e. com, org, net) a gov domain belongs to the federal government of the United States and these sites are strictly regulated. Also, a fact sheet is a summary, so we click through.

Based on extensive reviews of [research studies](#), there **is a strong scientific consensus of an association between alcohol drinking and several types of cancer** (1, 2). In its Report on Carcinogens, the National Toxicology Program of the US Department of Health and Human Services lists consumption of alcoholic beverages as a known human [carcinogen](#). The research evidence indicates that the more alcohol a person drinks—particularly the more alcohol a person drinks regularly over time—the higher his or her risk of developing an alcohol-associated cancer. Based on data from 2009, an estimated 3.5 percent of all cancer deaths in the United States (about 19,500 deaths) were alcohol related (3).

With the “.gov” extension, this page is very likely to be linked to the NIH. But just in case, we *Google* search the site to see who runs it and what their reputation is (see below).



Since we’re reading laterally, let’s click on the link five results down to see what the NIH says about the National Cancer Institute. We are simply checking our impression that this is an authoritative body of the NIH. Note the blurb from the [fifth result down](#):

The National Cancer Institute (NCI) is part of the National Institutes of Health (NIH), which is one of 11 agencies that compose the Department of Health and Human Services (HHS). The NCI, established under the National Cancer Institute Act of 1937, is the Federal Government’s principal agency for cancer research and training.

As always, we glance up to the web address and make sure we are really getting this information from the NIH.

If we were a researcher, we would sort through more of this. We might review individual articles or make sure that some more out-of-the-mainstream views are not being ignored. Such an effort would take a deep background and understanding of the underlying issues. But we’re not researchers. We’re just people looking to find out if our rationalization for those two after-work drinks is bogus. And on that level, it’s not looking particularly good for us. We have found a major review of the evidence in a major journal stating there is really no safe level of drinking when it comes to cancer. We also have the NIH, one of the most trusted sources of health information in the U.S. telling us in an FAQ that there is a strong consensus that alcohol consumption predicts cancer.

CHOOSING YOUR EXPERTS FIRST

In the last section, we selected a very trustworthy source of medical consensus (the NIH) and read that alcohol consumption predicts cancer.

This is an important technique to have in your research mix. Too often, we execute web search after web search without first asking who would constitute as an expert. Unsurprisingly, when we do things in this order, we end up valuing the expertise of people who agree with us and devaluing the expertise of those who don't. If you find yourself going down a rabbit hole of conflicting information in your searches, back up a second and ask yourself – whose expertise would you respect? Maybe it's not the NIH. Maybe it's the Mayo Clinic, or Medline, or the World Health Organization. But deciding who has expertise before you search, will mediate any tendencies toward confirmation bias.

Given the evidence we have seen in previous chapters about alcohol and cancer, will we give up our after-work glass of wine? The evidence is still emerging, and maybe the risk is worth it. But the *Washington Post* article is not the newest version of “eating grapefruit will make you thinner.” It is not even “Nutrasweet may make you fat,” which is an interesting finding, but a point around which there is no consensus. Instead “small amounts of daily alcohol increase cancer risk” represents a real emerging consensus in the research, and from our review we find it's not even a particularly new trend. The consensus emerged some time ago (the NIH FAQ dates back to 2010) but has been poorly communicated to the public.

EVALUATING NEWS SOURCES

Evaluating news sources can be very contentious. People have their favorite news sources and do not like to be told that their news source is untrustworthy.

For fact-checking, it's helpful to draw a distinction between two activities:

- **News gathering:** Where news organizations do investigative work – calling sources, researching public documents, and checking and publishing facts. For example, getting the facts of Bernie Sanders involvement in the passage of several bills
- **News analysis:** Takes those facts and strings them into a larger narrative. For example, “Senator Sanders an effective legislator behind the scenes” or “Senator Sanders largely ineffective Senator behind the scenes.”

Most newspaper articles are not lists of facts, which means that publications like the *Wall Street Journal* and the *New York Times* do both news gathering and news analysis in stories. What has been lost in the dismissal of the *New York Times* as liberal and the *Wall Street Journal* as conservative is that these are primarily biases of the news analysis portion of what they do. To the extent the bias exists, it's in what they choose to cover, to whom they choose to talk, and what they imply in the way they arrange those facts they collect.

The news gathering piece is affected by this, but in many ways largely separate, and the reputation for fact checking is largely separate as well. *MSNBC*, for example, has a liberal slant to its news, but a smart liberal would be more likely to trust a fact in the *Wall Street Journal* than a fact uttered on *MSNBC* because the *Wall Street Journal* has a reputation for fact-checking and accuracy that *MSNBC* does not. The same holds true for someone looking at the *New York Observer* vs. the *New York Times*. Even if you like the perspective of the *Observer*, if you were asked to bet on the accuracy of two pieces – one from the *Observer* and one from the *Times* – you could make a lot of money betting on the *Times*.

Narratives are a different matter. You may like the narrative of *MSNBC* or the *Observer*—or even find it more in line with reality. You might rely on them for insight. But if you are looking to validate a *fact*, the question you want to ask is not always “What is the bias of this publication?” but rather, “What is this publication's record with concern to accuracy?”

WHAT MAKES A TRUSTWORTHY NEWS SOURCE?

Experts have looked extensively at what sorts of qualities in a news source tend to result in fair and accurate coverage. Sometimes, however, the number and complexity of the various qualities can be daunting. We suggest the following short list of things to consider.

- **Machinery of care:** Good news sources have significant processes and resources dedicated to promoting accuracy, and correcting error.
- **Transparency:** Good news sources clearly mark opinion columns as opinion, disclose conflicts of interest, indicate in stories where information was obtained and how it was verified, and provide links to sources.
- **Expertise:** Good news sources hire reporters with reporting or area expertise who have been educated in the processes of ethical journalism. Where new writers with other expertise are brought in, they are educated by the organization.
- **Agenda:** The primary mission of a good news source is to inform its readers, not elect Democrats, promote tax cuts, or reform schools. You should absolutely read writers with activist missions like these, but do not treat them as “pure” news sources.

Here’s an important tip – *approach agenda last*. It is easy to see bias in people you disagree with, and hard to see bias in people you agree with. But bias isn’t agenda. Bias is about how people see things; agenda is about what the news source is set up to *do*. A site that clearly marks opinion columns as opinion, employs dozens of fact-checkers, hires professional reporters, and takes care to be transparent about sources, methods, and conflicts of interest is less likely to be driven by political agenda than a site that does not do these things. And this holds even if the reporters themselves may have personal bias. Good process and news culture goes a long way to mitigating personal bias.

Yet, you may see some level of these things and still have doubt. If the first three indicators do not settle the question for you, you should consider agenda. Is the source connected to political party leadership? Funded by oil companies? Have the owners made comments about what they are trying to achieve with their publication, and are those ends about specific social or political change or about creating a more informed public?

We cannot stress enough that you should read things by people with political agendas. It is an important part of your news diet. It is also the case that sometimes the people with the most expertise, work for organizations

that are trying to accomplish social or political goals. But when sourcing a fact or a statistic, agenda can get in the way and you would want to find a less agenda-driven source if possible.

NATIONAL NEWSPAPERS OF RECORD

When it comes down to accuracy, there are a number of national newspapers in most countries that are well-staffed with reporters and have an editorial process that places a premium on accuracy. These papers are sometimes referred to as “newspapers of record.”¹ We’re aware that the origin of the term was originally a marketing plan to distinguish the *New York Times* from its rivals. At the same time, it captures an aspiration that is not common across many publications in a country.

National newspapers of record are distinguished in two ways:

1. They are rigorous, showing attention to detail and having accountability in their editorial processes.
2. They have a truly national view and attempt to be the best possible record of what happened in the nation (not just a region) on a given day.

- [*The Globe and Mail*](#) (Canada)
- [*The National Post*](#) (Canada)
- [CBC News website](#) (Canada) - not a newspaper but deserves a place on a list of national news of record.

The United States is considered by some to have at least four national newspapers of record:

- *The New York Times*
- *The Wall Street Journal*
- *The Los Angeles Times*
- *The Washington Post*

You could add in the *Boston Globe*, *Miami Herald*, or *Chicago Tribune*. Or subtract the *LA Times* or *Washington Post*. These lists are meant to be starting points, indicating that a given publication has a greater reputation and reach than, say, the *Clinton Daily Item*.

Some other English-language newspapers of record:

- *The Times* (UK)

- *The Daily Telegraph* (UK)
- *The Irish Times* (Ireland)
- *The Times of India* (India)
- *New Zealand Herald* (New Zealand)
- *Sydney Morning Herald* (Australia)
- *The Age* (Australia)

Does that mean these papers are the arbiters of truth? No. Where there are disagreements between these papers and other reputable sources, it could be worth investigating.

As an example, in the run up to the Iraq War, the Knight Ridder news agency was in general a far more reliable news source on issues of faulty intelligence than the *New York Times*. In fact, reporting from the *New York Times* back then was particularly bad, and many have pointed to one reporter in particular, Judith Miller, who was [far too credulous](#) in repeating information fed to her by war hawks. Had you relied on just the *New York Times* for your information on these issues, you would have been misinformed.

There is much to be said about failings such as this, and it is certainly the case that high profile failings such as these have eroded faith in the press more generally, and, for some, created the impression that there really is no difference between the *New York Times*, the *Springfield Herald*, and your neighbor's political *Facebook* page. This is, to say the least, overcompensation. We rely on major papers to tell us the truth, and rely on them to allocate resources to investigate and present that truth with an accuracy hard to match on a smaller budget. When they fail, as we saw with Iraq, horrible things can happen. But that is as much a testament to how much we rely on these publications to inform our discourse as it is a statement on their reliability.

A literate fact-checker does not take what is said in newspapers of record as truth. But, likewise, any person who doesn't recognize the *New York Times* or *Sydney Morning Herald* as more than your average newspaper is going to be less than efficient at evaluating information. Learn to recognize the major newspapers in countries whose news you follow to assess information more quickly.

29.

ACTIVITY: EXPERT OR CRANK?

Twitter Expertise?



Screenshot of a tweet by Twitter user @MichaelESmith <https://twitter.com/MichaelESmith/status/832603639260647425>

This guy has a pretty negative reaction to something published in a highly reputable journal. Is he an expert, or just a guy with opinions about things?

Woodward and Bernstein



Screenshot of tweet by twitter user @pixelatedboat. <https://twitter.com/pixelatedboat/status/833302789665140740>

Are these the reporters who brought down Nixon? Is this a trustworthy reporter sharing this photo?

30.

ACTIVITY: FIND TOP AUTHORITIES FOR A SUBJECT

Get together in small groups, and by both pooling group knowledge and doing research, develop a list of three authoritative books/websites for information on one of the following subjects:

- Lead Poisoning in Homes
- American Hate Groups
- Weight Loss
- Nuclear Policy
- Philosophy of Stoicism
- Civil War and Race
- The Deficit and Deficit Spending

Your sources should be:

- Written, edited, or curated by people with a high-level of subject expertise
- Have a process in place that ensures accuracy and verification

Or, the sources should be:

- Written and published by someone with a reputation for accuracy
- Informed by a broad array of expert interviews and perspectives

When each group has finished their selection, trade your list of expert books/sites with another group and have that group critique the list.

Some questions for reflection:

- Do the best sources show up at the top of *Google* search results?
- If not, what does show up? Why do you think that result shows up instead?

PART V

FIELD GUIDE

31.

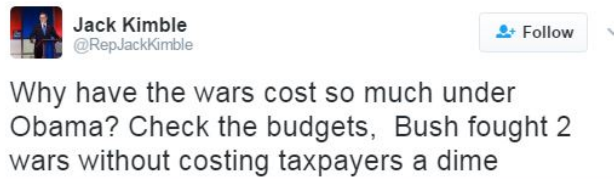
VERIFYING TWITTER IDENTITY

One relatively common form of misinformation is the fake celebrity retweet. Sometimes this happens by accident – a person mistakenly retweets a parody account as real. Sometimes this happens by design, with an account faking a retweet. Here are some tips to make sure that the tweet you are looking at on *Twitter* is from the person you are attributing it to.

Twitter Identity Basics

Twitter accounts are generally run by a single person. However, unlike *Facebook*, *Twitter* does not enforce a “real name” policy, which makes it easy for one person to run multiple accounts, and to run accounts under different names. In fact, an important part of *Twitter* culture is the constellation of parody accounts, bots, and single issue accounts that amuse and inform *Twitter* subscribers.

At the same time, it is easy to get confused. As an example, consider the account of Representative Jack Kimble. Here’s a typical tweet:



If you’re a liberal, looking at this tweet may get your blood boiling. How can anyone possibly believe this? Especially a Representative?

Scanning the Twitter bio doesn’t help.



Here we see that he's from the 54th District of California and he has written a book. Now if we are reading carefully we might notice some fishy things here: his book, *Profiles in Courageousness*, seems like a parodic re-titling of Jack Kennedy's *Profiles in Courage*. "E pluribus unum," which means "From the many, one," is translated to "1 nation under God".

Also, California [only has 53 districts](#).

Unfortunately, you may be so upset about the comments that you won't notice any of these things. So what is a general purpose indicator that you need to slow down? In most cases, it's going to be the absence of a "verified account" marker.

Checking Verified Accounts

As a counter-example to "Representative Kimble," here's a real representative, Jason Chaffetz, from Utah's 3rd District.



That little blue seal with the check mark (the “verified badge”) indicates that this is a “verified identity” by *Twitter* – *Twitter* asserts that this person has proven that they are who they say they are.

Who gets to get verified? It’s a bit unclear. [Twitter puts it this way:](#)

An account may be verified if it is determined to be an account of public interest. Typically this includes accounts maintained by users in music, acting, fashion, government, politics, religion, journalism, media, sports, business, and other key interest areas.

However, all members of Congress and senior administration officials qualify for such status. So do most major public figures and prominent writers. If you don’t see the blue badge, either disregard the tweet as suspicious, or do further research.

One additional note: sometimes people try to fake these indicators; an example is faking a verification symbol in a header.



This user has used their background image to place a verification badge next to their name. To steer clear of these sorts of hacks, always view the badge in the sidebar or small “hover” card, not in the header. To be extra sure it is legitimate, hover your cursor over it, and the words “verified account” should pop up.

This sounds complicated, but once you learn it, it only takes a few seconds. In the video example (below) the quick hove technique is used to check to see if this is really New York Governor Andrew Cuomo’s Spotify playlist, or a fake account.



An interactive or media element has been excluded from this version of the text. You can view it online here: <https://pressbooks.nsc.ca/webliteracy2nded/?p=159>

[Checking a Verification Badge in Twitter](#) [YouTube Video] by Mike Caulfield.

In this case it’s verified. The governor should probably lay off Billy Joel a bit, but this is a legitimate tweet.

Other Methods

Not all celebrities have verified accounts. If you don’t find the verification badge, you may have to dig a little deeper.

There are a couple things to look for in an unverified account:

- **Start date:** Did the user fire up this account six weeks ago? In general, older accounts are more trustworthy.
- **Followers:** Not always a perfect metric, but do the number of followers seem about right for the personality’s popularity? Do they have any followers you know?
- **Previous Tweets:** Are there many previous tweets, and are they what you would expect from the account? Do they have conversations with people in ways that you would expect?

As an example, here is the Minerva Schools' *Twitter* account. Minerva is a small, but high-profile school in California. The account is not verified. Is the account legitimate? Is it really Minerva?



A number of things suggest it is. It was created in August 2013, right around the time that Minerva was created. It has followers we recognize from educational technology, which is what the school is known for. One of the followers is a person that we know works at Minerva.



We could stop there, or we could also note that the tweet stream is entirely consistent with what we would expect for an organization like this, and the number of followers, while not huge, is in line with what we might expect for an account like this.

No one single factor clinches it (although the employee showing up in the follow list comes close), but all these factors together give us a fair amount of confidence that this is a legitimate account.

If we wanted to go one step further, we could web search the handle and see if it is referenced from any official pages.

Fake Screenshots

Sometimes people fake screenshots of tweets that never happened.

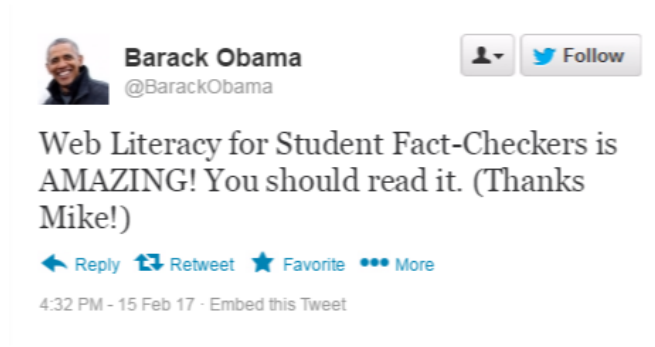
Not all tweet screenshots are fake. Many times *Twitter* users will screenshot a tweet rather than retweet it because they fear the original will be deleted. Below is Michael Li screen-shotting an embarrassing tweet which was later deleted.



Other times, people may screenshot a tweet because they wish to discuss a tweet without attracting the ire of a particular group of followers. As an example, during the #Gamergate controversy many people critical of Gamergate took screenshots of bad behavior on Twitter (harassment and the like) because they were afraid that if they commented via re-tweeting they might become a target themselves.

Sometimes people retweet screenshots as a way of breaking a chain of credit, so that people will be forced to retweet them, and not the original tweeter. This practice is rightfully frowned on.

Sometimes the screenshot may be fabricated. In fact, many “tweet generators” exist online that allow you to create fake pictures of tweets. The tweet (below) is fabricated.



If you come across a person re-tweeting a screenshot, check to see if the tweet really exists on *Twitter*. In the above example, you could check Obama’s timeline.

Deleted Tweets

What if they deleted the tweet, as in the “ONE MAN + ONE MAN” example above? How do you verify it then? Or what if the tweet someone was referencing has since been deleted.

Don’t worry – in many cases there are still ways to find the tweet.

If it’s a tweet from a politician (and it usually is) you can try [Politiwhoops](#), which logs all tweets deleted by significant public officials. Here are some tweets recently deleted by President Trump:



Another technique is searching for the *Twitter* account in *Google* and looking for the cached version of the page. In the video below, we search for @RealDonaldTrump in *Google* and then look at the *cached* version of his *Twitter* page. This works well with things recent enough to be on the first page of a *Twitter* stream, but old enough that *Google* has indexed them.



An interactive or media element has been excluded from this version of the text. You can view it online here: <https://pressbooks.nsc.ca/webliteracy2nded/?p=159>

YouTube Video: Getting a Cached Twitter Page

The *Twitter* bar sometimes obscures the cache information, but if you can see it, it will tell you when it was last indexed. The time is in Greenwich Mean Time (the same time as London, England). So for instance, this cache of Trumps tweets was taken at 2 o'clock London time.

This is Google's cache of <https://twitter.com/realdonaldtrump>. It is a snapshot of the page as it appeared on Feb 15, 2017 14:46:56 GMT.
The current page could have changed in the meantime. [Learn more](#)

Full version Text-only version [View source](#) Tip: To quickly find your search term on this page, press Ctrl+F or

32.

ACTIVITY: VERIFY A TWITTER ACCOUNT

Kellogg's Rant

General Kellogg was promoted by President Trump as acting head of the National Security Council on February 13, 2017. Is this Twitter account his?

[Visit the Twitter account @GenKeithKellogg](#)

Explain your reasons.

33.

USING THE WAYBACK MACHINE TO CHECK FOR PAGE CHANGES

Sometimes we want to see how a page has changed over time, or know when a page disappeared. Using the Wayback Machine can help you do that.

Here's how that works. Go to the [Wayback Machine](#) and search for a page or site. Here we will search for the front page of the White House site:



[Figure 83](#)

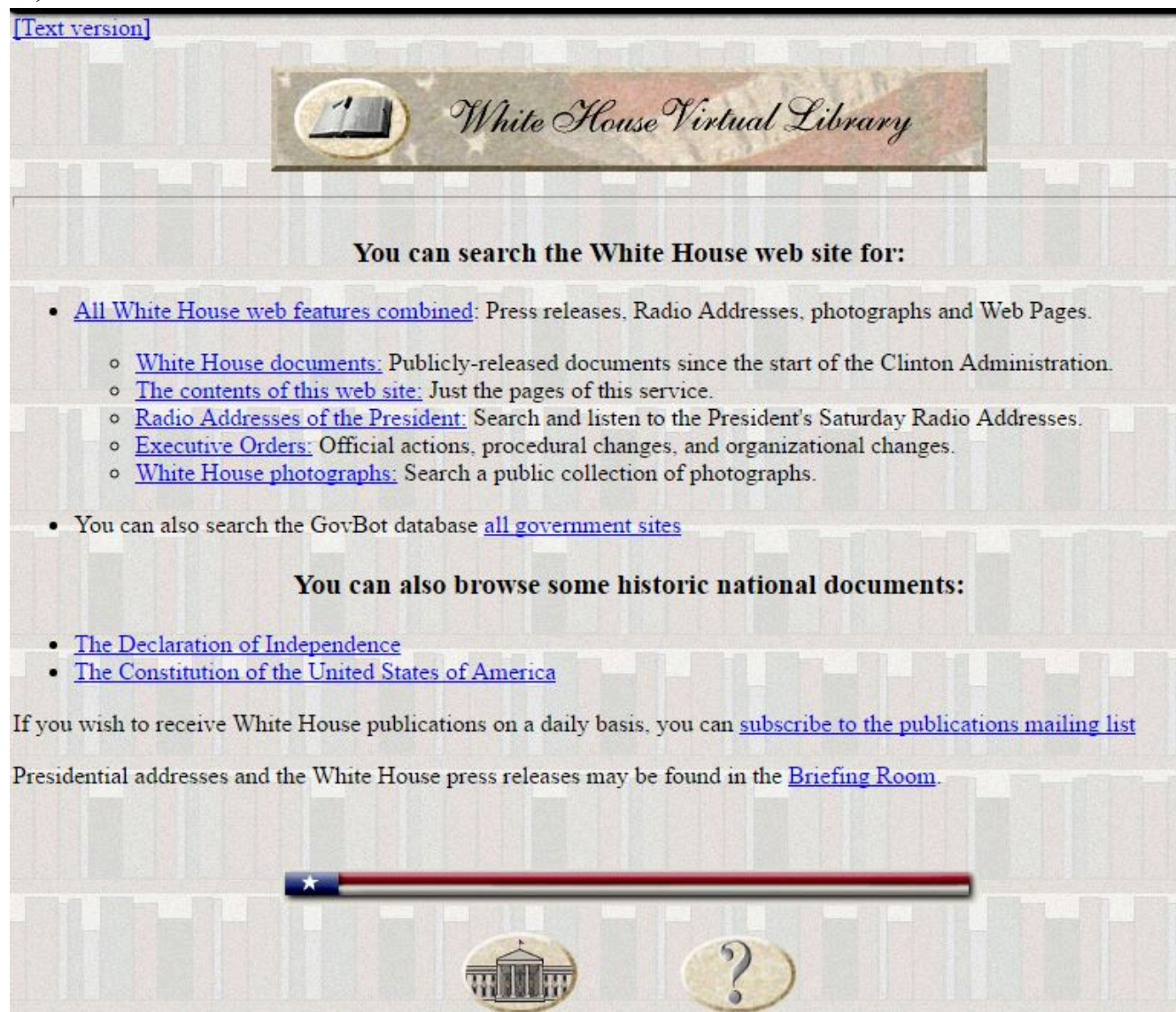
The Wayback Machine does not archive every page, but they do archive a lot of them. Whether a page is archived will often depend on whether a page was heavily linked to in the past, or if it was published by a site that the Wayback Machine tracks. In the case of the White House, of course, both these things are true and we have a near perfect history of the site.



[Figure 84](#)

Let's go back in time all the way to 1999. When we select 1999, we see a calendar. Each circle indicates a snapshot made of the site. The green and blue indicate whether the page was a "redirect" – an issue beyond the scope of this article.

Click on a date to see a "snapshot" of the page on that date. Here we see a snapshot of the site from January 1999, at the tail end of the Clinton administration.

[Figure 85](#)

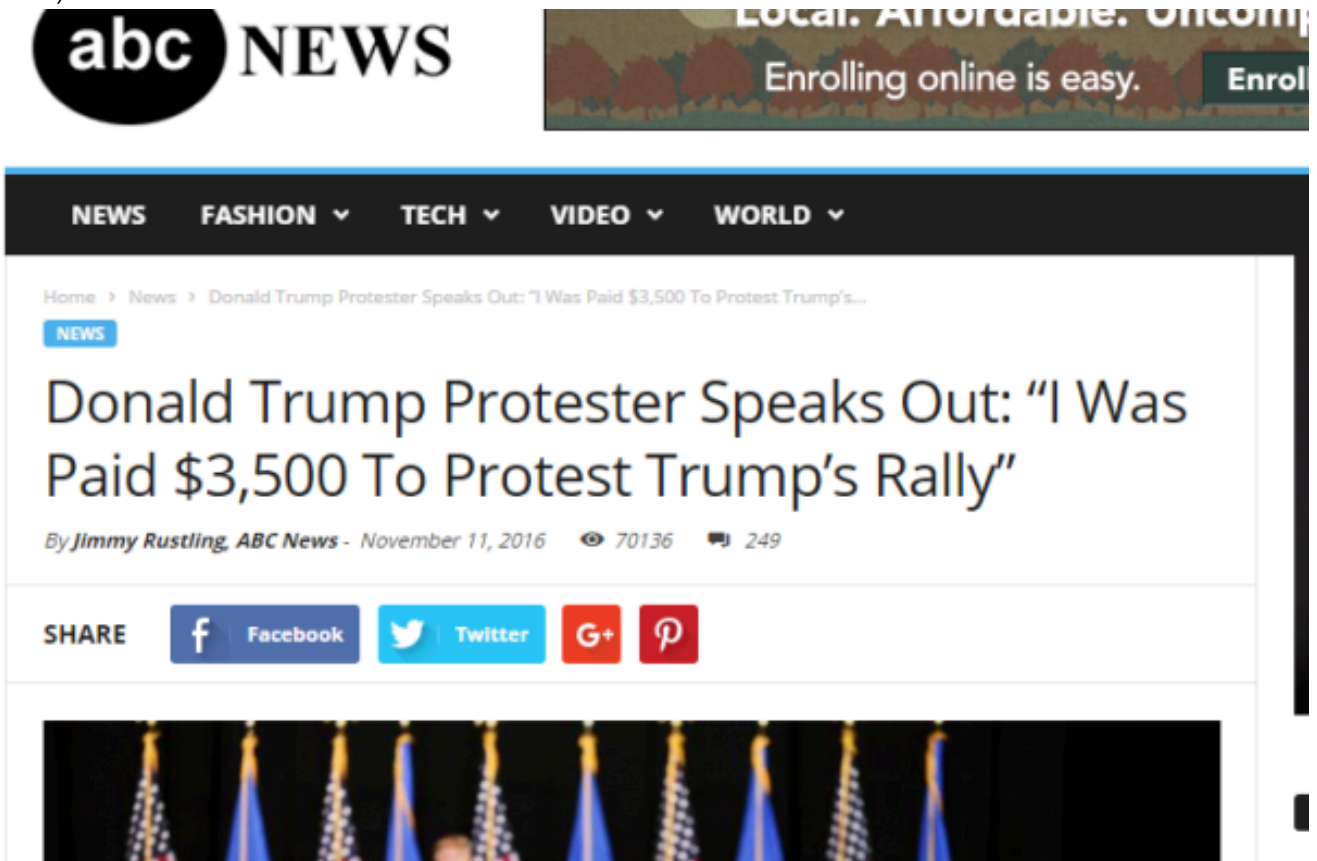
Sites will be browsable, to some extent, so go ahead and click on the links. Advanced functionality, such as search interfaces and interactive content, will usually not work.

34.

FINDING OUT WHEN A PAGE WAS PUBLISHED USING GOOGLE

Many pages will tell you the date they were published. But some pages don't give publication dates, and some can't be trusted.

Take, for example, this story from fake site *ABCNews.co* (a hoax site that attempts to look like an ABC news site).

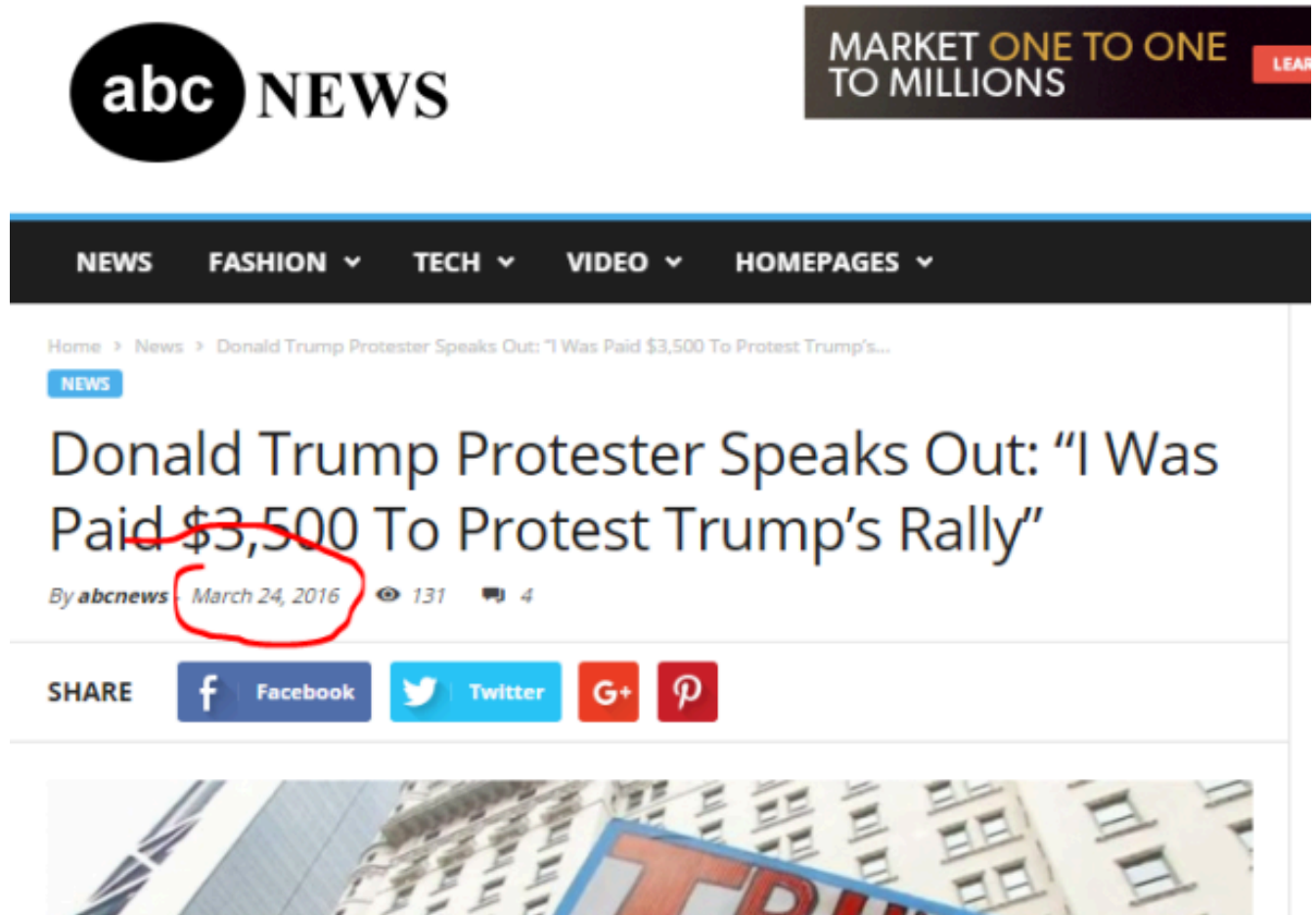


[Figure 86](#)

You'll note that the publication date was November 11.

That's what the site looks like today. But we can see what it looked like previously, courtesy of *archive.org's* [Wayback Machine](#).


Here's what it looked like in March, sporting a publish date of March 24:



[Figure 87](#)

Here it is in June, sporting a date of June 16:

FRIDAY, JUNE 17, 2016 SIGN IN / JOIN BLOG FORUMS CONTACT



NEWS FASHION TECH VIDEO HOMEPAGES

Home > News > Donald Trump Protester Speaks Out: "I Was Paid \$3,500 To Protest Trump's..."

NEWS

Donald Trump Protester Speaks Out: "I Was Paid \$3,500 To Protest Trump's Rally"

By *abcnews* - June 16, 2016 48992 224

SHARE Facebook Twitter G+ Pinterest

Figure 88

And in September, it sported a date of September 11:

BLOG FORUMS CONTACT



NEWS FASHION TECH VIDEO WORLD

Home > News > Donald Trump Protester Speaks Out: "I Was Paid \$3,500 To Protest Trump's..."

NEWS

Donald Trump Protester Speaks Out: "I Was Paid \$3,500 To Protest Trump's Rally"

By *Jimmy Rustling, ABC News* - September 11, 2016 57640 237

SHARE Facebook Twitter G+ Pinterest

Figure 89

Hoax sites often do this date incrementation to increase the share rate on older stories. People are more likely to share things if they believe they are breaking news and not yesterday's story.

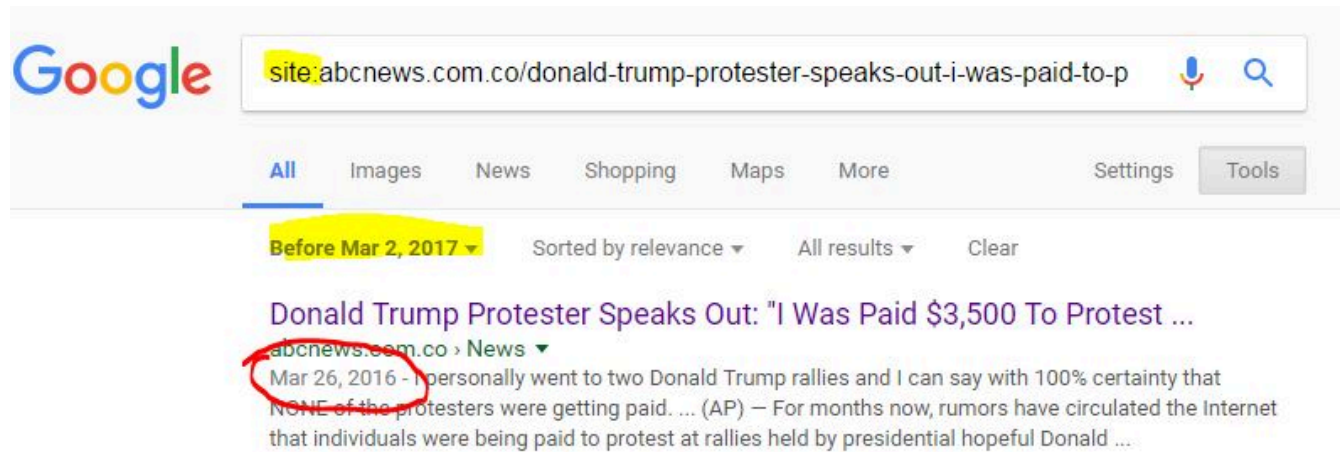
So how do we get some sense of when this story was first published?

We can't get there *exactly* but we can often use *Google* to get close. *Google* stores the date of the first time it indexed a page—on popular sites this date is usually within a couple days of the true publish date (on unknown sites it is much less reliable).

To get *Google* to show the indexed date of a page, you'll need to do two things:

- Set up a search that will only return that particular page by using the “site:” search term
- Trigger display date by setting a date range that ends with the current day.

Here's what that looks like in this case:



[Figure 90](#)

As you can see, we've taken the URL of the page and entered the following as the search term:

site:abcnews.com.co/donald-trump-protester-speaks-out-i-was-paid-to-protest/

Then we've used date filtering to create a filter that doesn't exclude anything (its date range is all possible dates), but triggers this sort of date display in *Google*.

Again, this is not a rock-solid publication date, but we can say that there was *some* content at this URL at this date, and in most cases, with a URL like this, that means the story was up by then.

CITATION RATES

Students often overestimate how many times the average paper gets cited. Students will look at a paper with 40 citations and say, “can it really be trusted with only 40 citations?” Most papers that get cited even a few times are legitimate papers (vs. junk). In all fields, 40 citations indicate a paper that has had a lot of expert eyes on it. That is the point of citations in source verification work. It is not necessarily about the quality of the paper. You need expertise to assess that, and a paper with 100 citations is not necessarily better than paper that has 10.

What citations show you, is that experts have read a certain work and found the work worthy of discussion. More citations do not mean more quality, but they do mean more expert eyes have probably looked at it and found it worth either agreeing or disagreeing with in public.

If you still want to know averages, here is a [list of citation averages from 2011](#). Note that citations follow a power law, and any average here is far above the median.

36.

USING GOOGLE BOOKS TO TRACK DOWN QUOTES

Did Carl Sagan say this?



Charles Bergquist
@cbquist

Follow

Suspecting Carl Sagan had either a time machine or a crystal ball.

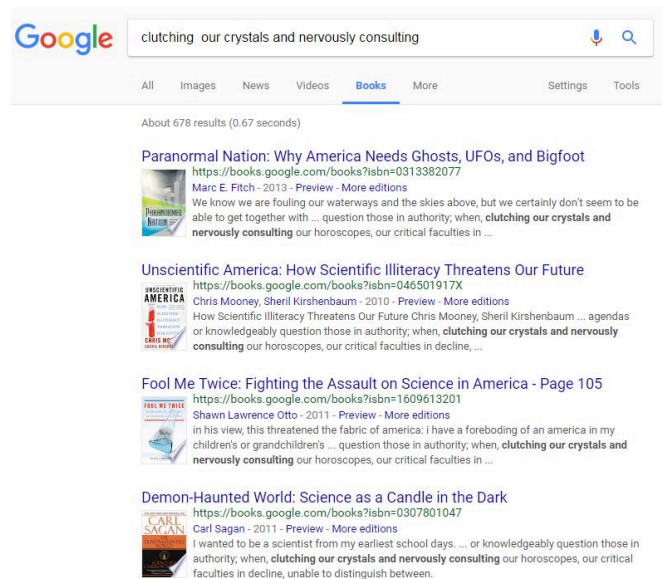
Ok, probably the time machine.

I have a foreboding of an America in my children's or grandchildren's time — when the United States is a service and information economy; when nearly all the manufacturing industries have slipped away to other countries; when awesome technological powers are in the hands of a very few, and no one representing the public interest can even grasp the issues; when the people have lost the ability to set their own agendas or knowledgeably question those in authority; when, clutching our crystals and nervously consulting our horoscopes, our critical faculties in decline, unable to distinguish between what feels good and what's true, we slide, almost without noticing, back into superstition and darkness.

Quotes on the internet are some of the most commonly faked content. People misattribute quotes to give them significance, or fabricate tendentious quotes to create controversy. For some examples of fact-checking historical quotes, check out [Quote Investigator](#).

If we know that Carl Sagan is an author of many books, rather than start in *Google* or *DuckDuckGo*'s general search, we might start in *Google Books*, which will likely get us to the source of the quote faster. Even if we cannot find the source, we might find someone quoting this in a book from a major publisher, which is likely to have a more developed fact-checking process than some guy on *Twitter*.

So we go to *Google Books* and we pick out a short snippet of unique phrasing. I'm going to choose "clutching our crystals and nervously consulting."



Down there at the bottom, the fourth result, is a book by Carl Sagan. It is from 2011, but don't be fooled by this date; this is just the date of the edition indexed here. Let's click through to the book to check the quote and sort out the date later.

Clicking through the book, we find that the quote is accurate. More importantly, the surrounding context reveals that this quote is not being taken out of context. Sagan was truly worried about this issue. His prediction was that a sound bite obsessed media, combined with a sort of celebration of ignorance, would drag us backwards. He understood that the world was becoming more difficult while the communication of ideas was simultaneously becoming more shallow.

United States is a service and information economy; when nearly all the key manufacturing industries have slipped away to other countries; when awesome technological powers are in the hands of a very few, and no one representing the public interest can even grasp the issues; when the people have lost the ability to set their own agendas or knowledgeably question those in authority; when, clutching our crystals and nervously consulting our

Copy

horoscopes, our critical faculties in decline, unable to distinguish between what feels good and what's true, we slide, almost without noticing, back into superstition and darkness.

The dumbing down of America is most evident in the slow decay of substantive content in the enormously influential media, the 30-second sound bites (now down to 10 seconds or less), lowest common denominator programming, credulous presentations on pseudoscience and superstition, but especially a kind of celebration of ignorance. As I write,

You can find out the original publication date of this work a number of ways. There's a "more versions"

option on the *Google Books* interface. You could go look for the book's article on *Wikipedia*, as they will usually give you the publication date. But the easiest way is usually to turn to the front pages of the book and find the date, just as you would with a physical book.

A Ballantine Book

Published by The Random House Publishing Group

Copyright © 1996 by Carl Sagan

All rights reserved.

Published in the United States by Ballantine Books, an imprint of The Random House Publishing Group, a division of Random House, Inc., New

The copyright page from Carl Sagan's book.

UNDERSTANDING ASTROTURFING

Astroturfing

An organized activity that is intended to create a false impression of a widespread, spontaneously arising, grassroots movement in support of or in opposition to something (such as a political policy) but that is in reality initiated and controlled by a concealed group or organization (such as a corporation) ¹

Grassroots political efforts emerge from the bottom-up, with small local groups banding together to put pressure on city, county, state, or federal government to take (or oppose) specific action. They are “people-powered,” usually relying on volunteer labor and small donations from local people and organizations. In the age of social media, the phrase “grassroots” has also been applied to national movements that start by a small group of citizens organizing online.

Being “grassroots” is not a technique limited to Republicans or Democrats. The Tea Party revolts against President Obama’s health care plan, for example, had [many grassroots elements](#), being organized on the local level by loosely connected people and local organizations. [Moms Demand Action](#), a gun control advocacy group, was started when a stay-at-home mother was shocked by her son’s response to the Sandy Hook school shooting. She put up a *Facebook* page to organize action, and slowly built a movement.

Citizens tend to look more favorably upon people-powered, local politics rather than corporate-funded initiatives funded by people from somewhere else. The desire to portray corporate and non-local efforts as local has led to a practice called [astroturfing](#), where large corporations or rich individuals use “front groups” that look like local groups of activists, but are funded and organized primarily by national corporations or rich individuals from elsewhere.

When deciding whether an organization is astroturfing, consider the following:

1. Merriam-Webster. (n.d.). Astroturfing. In *Merriam-Webster.com dictionary*. Retrieved <https://www.merriam-webster.com/dictionary/astroturfing>

- Who funded it? (a corporation, national foundation, or local money)
- Who founded it? (if founded locally, by whom)
- What interest would that group have in the action or initiative proposed? (financial or related to larger social concerns)

There is a bit of a sliding scale for what qualifies as astroturfing. A locally founded initiative that receives primarily national money is a little less astro-turfy than an organization founded directly by a corporation. An initiative that receives money from a foundation dedicated to a larger social goal (such as elimination of poverty) is less astro-turfy than a corporation spending money to boost its stock price or get rid of regulations that constrain it. In general, what is most important is whether the organization's reality matches the story that they are publicly telling.

38.

SEARCHING TV TRANSCRIPTS WITH THE INTERNET ARCHIVE

The Internet Archive, is building a digital library of Internet sites and other cultural artifacts in digital form. In 2009, the Internet Archive made selected U.S. television news broadcasts searchable by captions in their [TV News Archive](#). This service allows researchers and the public to use television as a citable and shareable reference.

The screenshot shows the Internet Archive website interface. At the top, the navigation bar includes links for ABOUT, BLOG, PROJECTS, HELP, DONATE, CONTACT, JOBS, VOLUNTEER, and PEOPLE. The main header features the 'TV News Archive' logo, a search bar with the query 'Trump Trudeau', and a 'GO' button. Below the search bar, there are filters for 'SORT BY' (RELEVANCE, VIEWS, TITLE, DATE ARCHIVED, CREATOR) and a 'GO' button. The search results are displayed in a grid of 12 items, each with a thumbnail image, a title, a description, and a 'GO' button. The results are sorted by relevance. On the left side, there is a sidebar with a '18 RESULTS' indicator, a bar chart showing the distribution of results by year (from 2009 to 2020), and a list of programs and creators. The programs listed include 'White House Coronavirus Task Force Briefing', 'Anderson Cooper 360', 'G7 Summit Welcome', 'President Trump & Canadian Prime Minister Meet at G7 Summit', 'President Trump & Canadian Prime Minister Trudeau', and 'President Trump Holds Coronavirus Briefing'. The creators listed include 'CSPAN', 'CSPAN3(CSPAN)', and 'CNNW(CNN)'. The sidebar also includes a 'More' link and a 'Year' filter.

18 RESULTS

Program

- ☐ White House Coronavirus Task Force Briefing 2
- ☐ Anderson Cooper 360 1
- ☐ G7 Summit Welcome 1
- ☐ President Trump & Canadian Prime Minister Meet at G7 Summit 1
- ☐ President Trump & Canadian Prime Minister Trudeau 1
- ☐ President Trump Holds Coronavirus Briefing 1

More

Creator

- ☐ CSPAN 15
- ☐ CSPAN3(CSPAN) 2
- ☐ CNNW(CNN) 1

Year

SORT BY: RELEVANCE, VIEWS, TITLE, DATE ARCHIVED, CREATOR

U.S., Mexico, Canada Trade Agreement Signing : by CSPAN

President Trump and Canadian Prime Minister by CSPAN

President Trump Meeting with Canadian Prime by CSPAN

Anderson Cooper 360 : CNNW : June 7, 2018 by CNNW

President Trump and Canadian Prime Minister by CSPAN3

White House Coronavirus Task Force Briefing : by CSPAN

President Trump Meets With Canadian Prime by CSPAN3

President Trump News Conference from by CSPAN

Screenshot of Internet Archive search for Prime Minister Trudeau and President Trump.

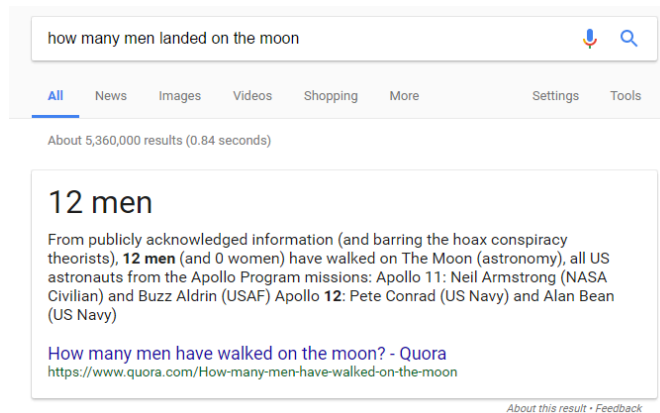
For example, a search for [Canada's Prime Minister Trudeau and US President Donald Trump](#) contains clips from various news organizations showing the two leaders together or one of the leaders mentioning the other at a news conference. The site provides many ways to filter content – program, creator, year, topic, etc. There are also several ways to sort the results. Another good tool to have in your fact-checking toolbox.

39.

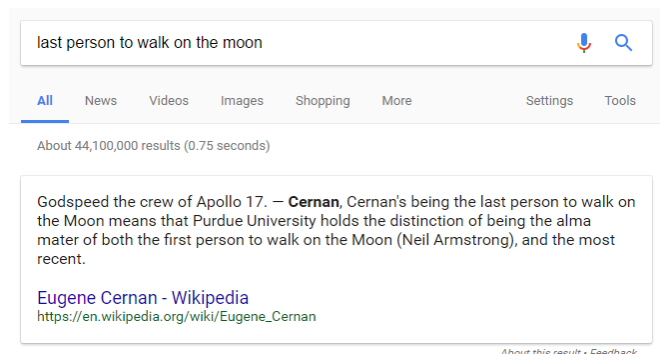
TREATING GOOGLE'S "SNIPPETS" WITH SUSPICION

Occasionally when you search for an answer to a question on *Google*, you will not only find websites, but you may also find a “knowledge panel” that appears to have what search expert Danny Sullivan calls the “[One True Answer](#),” an answer that appears on a knowledge panel on top of the results.

Sometimes *Google* pulls an answer from a source algorithmically. For example, in response to “How many men landed on the moon?,” this panel answers “12 men,” citing a *Quora* article.



Sometimes *Google* does not pull out the answer but makes the answer apparent in the blurb or headline of the card, as in this answer to the query, “last person to walk on the moon”.



This function of *Google* can be useful, but it malfunctions frequently enough that it should not be trusted

without verifying the source and context of the answer. There are two major problems: false simplicity and false (or non-standard) information.

False Simplicity

Consider this question – how many apostles are there in the Christian tradition? *Google* tells you, via a panel, even pulling out the number, thereby making it look decidedly objective – there are twelve!



If you click through to that *Quora* question, you will find that it answers a much more specific and simpler question – how many *original* apostles did Christ have (according to tradition). And for that answer they are correct; including Judas, there are twelve.

But according to tradition, when Judas dies Matthias becomes an apostle, so that's thirteen. Then, Paul is an apostle, so fourteen. And Barnabas, Timothy, and James. The truth is that this answer is pretty debatable. It is certainly not twelve, and some versions of the Bible refer to 25 different people as "apostles."

These numbers, which are varied, come from various Christian traditions. Many historians, on the other hand, see the twelve apostles as a [creation of the early Church](#), that had no reality or significance during the lifetime of the historical Jesus and was later "retrojected" into the Gospels.

The whole question of how many apostles there were and who they were is inextricably bound up with complex questions of religion, history, and 1st century power struggles about who counted in the early church and who didn't.

Anyone who investigates religious or historical sources for an answer to this question will be confronted by a variety of opinions. *Google's* panels, however, are oblivious to this kind of complexity and present a simple numerical answer where no simple answer actually exists.

Misleading Highlights

Google uses programming to try and highlight relevant answers in the blurb (below), but the highlighting is

confusing. When asked how old Lee Harvey Oswald was when he shot Kennedy, *Google* highlights 18, 24, and 22.

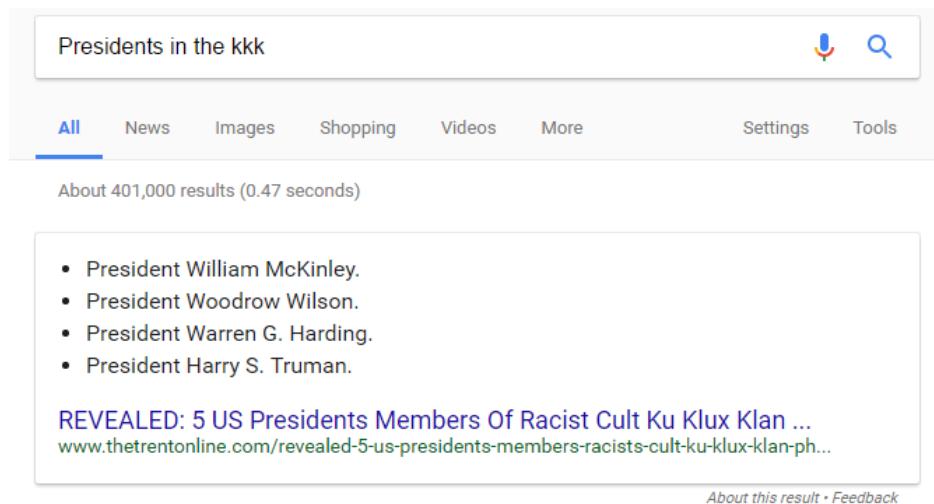


In reality, the answer is 24 years old, though a quick glance at this might have you thinking 18 or 22.

Blatant Misinformation

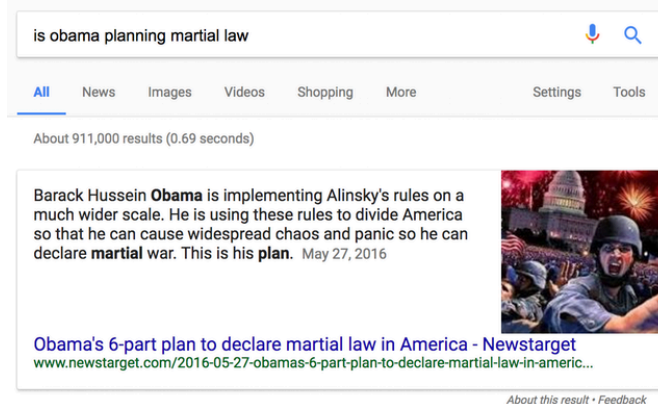
Sometimes the panel presents blatant misinformation. Often this material is the product of highly politicized areas or of conspiracy-believing communities, which tend to rank highly in *Google* search results.

Take for instance this search, where we ask *Google* which presidents were in the Ku Klux Klan. The *Google* panel provides what seems to be a definitive answer. There were five!

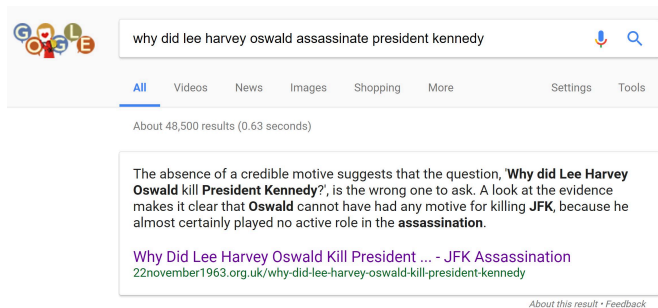


As Case University Western history professor Peter Schulman points out, this [isn't even remotely true](#). None of these presidents were members of the Ku Klux Klan (as far as we know), and if you click through to the article, you'll find the source is a Nigerian newspaper of uncertain stature that references a book by David Barton, a nationalist known for self-publishing dubious works of historical revisionism.

There are numerous examples of similar behavior. Adrienne Jefferies at *The Outline* [details some more bad snippets](#), including this one claiming Obama is planning for martial law (complete fiction).

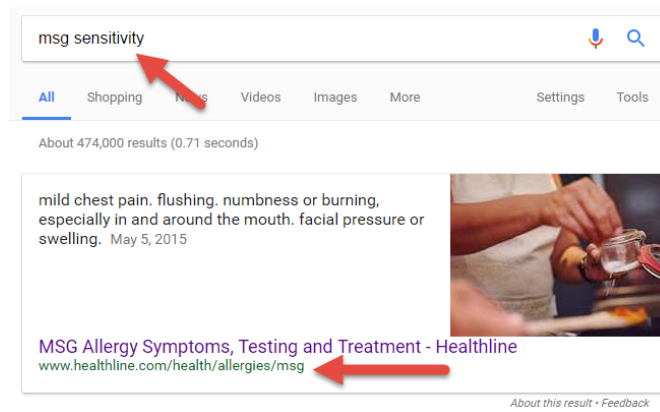


Google will also tell you that Lee Harvey Oswald didn't assassinate John F. Kennedy, despite the overwhelming evidence to the contrary:

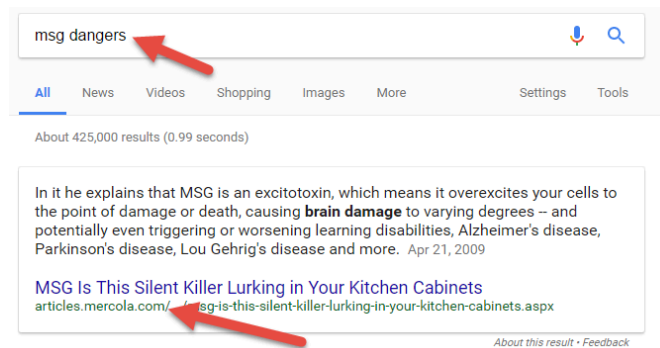


Confirmation Bias and Bad Snippets

A lot of times *Google* is just bad. But sometimes bad answers are often the result of asking questions in ways that tap into the language or concerns of pseudoscience, conspiracy theory, or fringe beliefs. For example, some people have problems with monosodium glutamate, a food additive that triggers an allergic reaction in a small portion of the population. If you search on a phrase likely to be found in the medical literature like "msg sensitivity," you get a fairly reliable result. *Healthline* is a recognized provider of reliable health information.



This changes if you use the language of fringe groups that believe the medical community is suppressing a link between MSG and a variety of neurological disorders. Note the results you get when you type in 'msg dangers':



The blurb contains words such as brain damage, Alzheimer's disease, and learning disabilities. If you look up the site, mercola.com, you will find that it is run by a physician who has been repeatedly warned by the FDA [to stop making false claims](#).

Our Advice

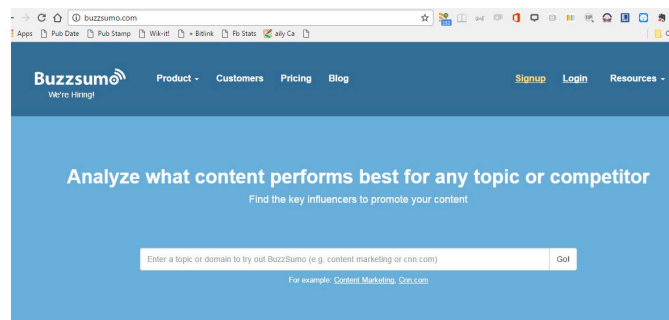
In general, simply treat the *Google* panel ("one true answer") as you would any other top search result. Despite *Google's* claims to the contrary, it is not significantly more or less reliable than an average source. Click through, trace the claims on the page to a source, and investigate the source. Never trust the result without validating the source of the claim.

40.

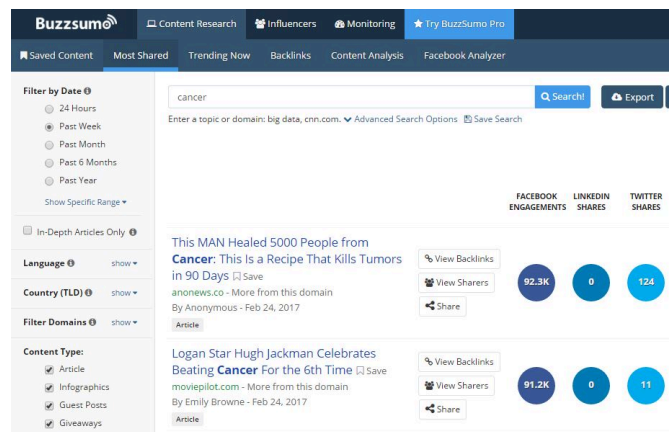
USING BUZZSUMO TO FIND HIGHLY VIRAL STORIES

If you are looking to hone your fact-checking skills, you may want to find highly viral stories. Your own *Facebook* and *Twitter* feeds are good sources for such stories.

Sometimes, you will want to get outside your filter bubble and see the stories that other folks are sharing. There are a number of tools you can use to find viral stories. For example, *Buzzsumo* is an option that is simple to use. Go to [Buzzsumo.com](https://buzzsumo.com).

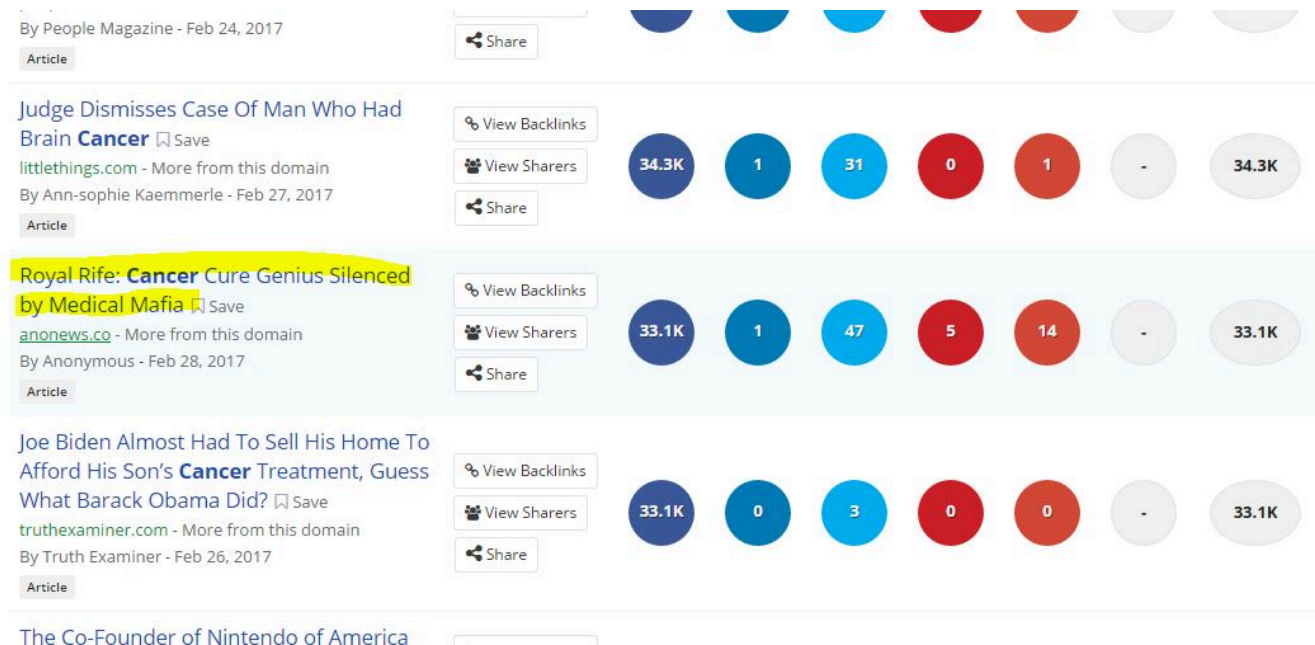


Put in a search term, like “cancer.” *Buzzsumo* will return the most shared stories on the topic of cancer. Filter them by date, and we can look at the stories for the past week.



Facebook engagements is not purely about shares and encompasses other actions as well. It is a good metric of how viral the story is.

The free version of *Buzzsumo* only lets you view the top results and limits the number of searches you can perform per day; however, it is often enough access to enable you to find an interesting story to fact-check. The “Cancer Cure Genius Silenced by Medical Mafia” result is interesting. Its inflammatory language is a good indicator that the claims in it are likely to be overstated.



Free version of Buzzsumo search results

41.

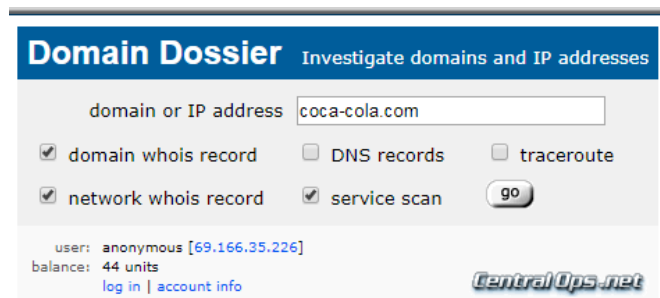
FINDING OUT WHO OWNS A DOMAIN

You may want to know who is behind a domain. In the past, this used to be relatively easy to find out. When a person bought a domain, their name was put into a “registry,” which is similar to the “phonebook of domains.” To find out who owned a domain, you would just go and look it up, using a service we discussed in an earlier section called *WHOIS*.

Unfortunately, it is now more complicated. People who had their email addresses and names in the “domain phonebook” would get spam email, or the information displayed on the registry would be used to try to hack their site. And many people, such as political dissidents, had good reason for not revealing their names. As a consequence, a lot of the “registrars” started offering masking services, which hide the owner of the domain.

Now if you want to find out who owns a domain, *WHOIS*-type services are a good first stop, even though they will usually fail for smaller sites.

To look up domain ownership, we recommend a tool called [Domain Dossier](#). Go to the site and type in your root URL and check all the checkboxes.



When the identity is not masked, you will be able to see the owner of the domain. The first place to look is “Registrant Name” and “Registrant Organization”:

```
Registry: Registrant ID:  
Registrant Name: Domain Administrator  
Registrant Organization: The Coca-Cola Company  
Registrant Street: One Coca-Cola Plaza  
Registrant City: Atlanta  
Registrant State/Province: GA  
Registrant Postal Code: 30313  
Registrant Country: US  
Registrant Phone: +1.4046768774  
Registrant Phone Ext:  
Registrant Fax: +1 4046888774
```

Occasionally, you may not get a useful name from the record, but the address might be telling. If the name is masked in *Domain Dossier*, you'll get a record that looks like this:

```
Domain Whois record
Queried whois.internic.net with "dom protrump45.com"...

Domain Name: PROTRUMP45.COM
Registry Domain ID: 2093652524_DOMAIN_COM-VRSN
Registrar WHOIS Server: whois.networksolutions.com
Registrar URL: http://networksolutions.com
Updated Date: 2017-01-28T00:10:11Z
Creation Date: 2017-01-28T00:10:11Z
Registry Expiry Date: 2018-01-28T00:10:11Z
Registrar: Network Solutions, LLC
Registrar IANA ID: 2
Registrar Abuse Contact Email: abuse@web.com
Registrar Abuse Contact Phone: +1.8003337680
Domain Status: clientTransferProhibited https://icann.org/epp/clientTransferProhibited
Name Server: NS0.WIXDNS.NET
Name Server: NS1.WIXDNS.NET
DNSSEC: unsigned
URL of the ICANN Whois Inaccuracy Complaint Form: https://www.icann.org/wicf/
>>> Last update of whois database: 2017-08-08T05:00:04Z <<<

Queried whois.networksolutions.com with "protrump45.com"...
No match for "PROTRUMP45.COM".
```

You may also see the name of a masking service, such as “Domains by Proxy”:

```
Registry Registrant ID: Not Available From Registry
Registrant Name: Registration Private
Registrant Organization: Domains By Proxy, LLC
Registrant Street: DomainsByProxy.com
Registrant Street: 14455 N. Hayden Road
Registrant City: Scottsdale
Registrant State/Province: Arizona
Registrant Postal Code: 85260
Registrant Country: US
Registrant Phone: +1.4806242599
Registrant Phone Ext:
Registrant Fax: +1.4806242598
Registrant Fax Ext:
```

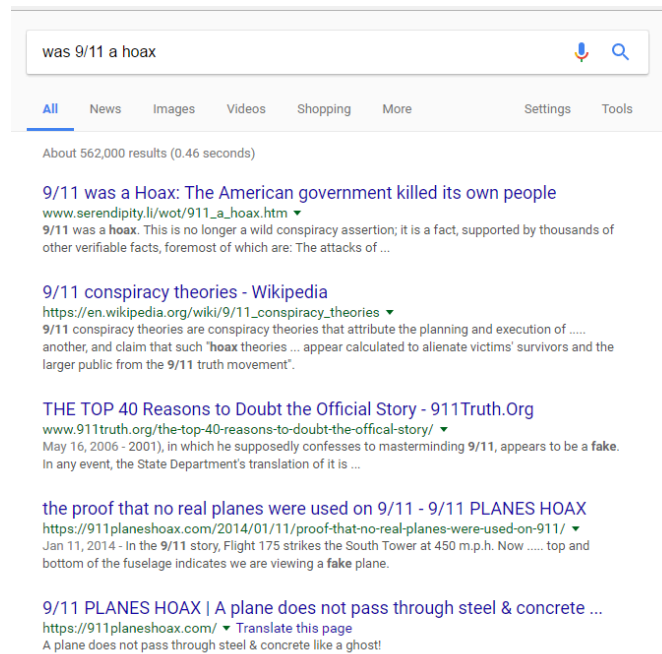
In this case, the registrant is not from Arizona and not named “Domains by Proxy”. That is just the masking service. It is important to note that masking is common enough these days and should not cause suspicion.

While domain owners can hide their names, they cannot hide the date the domain was registered. As we will discuss in another chapter, this is often useful information. By looking at the domain registration date, you can often get a sense of whether a site has a long history behind it or if it has been spun up for a specific purpose.

42.

AVOIDING CONFIRMATION BIAS IN SEARCHES

Was 9/11 a hoax? Let's find out. We type in 'was 9/11 a hoax' and we get:



Well, look at that. Not only the top result says that the attack on 9/11 was faked—the *top five* results do. To the untrained eye it looks like the press has been hiding something from you.

But of course the 9/11 attacks were not faked. So why does *Google* return these results?

The main reason here is the term. The term “hoax” is applied to the 9/11 attacks primarily on conspiracy sites. So when *Google* looks for clusters on that term (and links to documents containing that term), it finds that conspiracy sites rank highly.

Think about it: reputable physics journals, policy magazines, and national newspapers are not likely to run headlines asking if the attacks were a hoax. But conspiracy sites are.

The same holds true even for more benign searches. The question, “Are we eating too much protein” has *Google* return a panel from the *Huffington Post* (now *HuffPost*) and a website from a vegan advocacy group.

The screenshot shows a Google search interface. The search bar contains the text "are we eating too much protein". Below the search bar, there are tabs for "All", "News", "Images", "Shopping", "Videos", and "More". The "All" tab is selected. Below the tabs, it says "About 4,670,000 results (0.70 seconds)".

The first search result is from Huffington Post, titled "The Protein Myth: Why You Need Less Protein Than You Think | The ...". The snippet reads: "These nine essential amino acids can only be obtained from the foods **we eat**. But **are we eating too much?** ... For starters, meat is a major source of **protein** in the American diet, and animal foods high in **protein** are often high in saturated fat. Sep 21, 2012".

Below the first result is a section titled "People also ask" with five questions:

- How many grams of protein do you need per day?
- What happens when you eat too much protein?
- How much protein do you need?
- Why is too much protein bad?

Below the "People also ask" section are two more search results:

- "The Protein Myth | The Physicians Committee" with a link to www.pcrm.org/health/diets/vsk/vegetarian-starter-kit-protein. The snippet says: "To consume a diet that contains enough, but not too much, protein, simply replace animal products with grains, vegetables, legumes (peas, beans, and lentils), and fruits. As long as one is eating a variety of plant foods in sufficient quantity to maintain one's weight, the body gets plenty of protein."
- "Are We Eating Too Much Protein? A Scientist Makes the Connection ..." with a link to www.onegreenplanet.org/news/t-colin-campbell-protein-and-cancer/. The snippet says: "Dec 10, 2016 - We're constantly bombarded with the message that we might die if we don't eat enough protein, but our country isn't sick or dying from protein ..."

Google Search Results

To avoid confirmation bias in searches:

- Avoid asking questions that imply a certain answer. If I ask “Did the Holocaust happen?,” for example, I am implying that it is likely that the Holocaust was faked. If you want information on the Holocaust, sometimes it’s better just to start with a simple noun search, e.g. “Holocaust,” and read summaries that show how we know what happened.
- Avoid using terms that imply a certain answer. As an example, if you query “Women 72 cents on the dollar” you’ll likely get articles that tell you [women make 72 cents on the dollar](#). But if you search for “Women 80 cents on the dollar” you’ll get [articles that say women make 80 cents on the dollar](#). Searching for general articles on the “wage gap” might be a better choice.

- Avoid culturally loaded terms. As an example, the term “black-on-white crime” is a term used by white supremacist groups, but is not a term generally used by sociologists. As such, if you put that term into the *Google* search bar, you are going to get some sites that will carry the perspective of white supremacist sites, and be poor sources of serious sociological analysis.
- Plan to reformulate. Think carefully about what constitutes an authoritative source before you search. Once you search you’ll find you have an irrepressible urge to click into the top results. If you can, think of what sorts of sources and information you would like to see in the results before you search. If you don’t see those in the results, fight the impulse to click on forward, and reformulate your search.
- Scan results for better terms. Maybe your first question about whether the Holocaust happened turned up a poor result set in general but did pop up a *Wikipedia* article on Holocaust denialism. Use that term to make a better search for what you actually want to know.

43.

PROMOTED TWEETS

Promoted tweets are real tweets, but they do not reach you because they were shared by the people you follow. They reach you because the author of the tweet paid *Twitter* money to put it in your feed.

Here's an example of a promoted tweet, asking you to "Tweet your Senators" about the dangers of drug importation:



Example of a promoted tweet

Promoted tweets are not necessarily untrue, but they should be treated the way one would treat a commercial. In this case, we look to see what organization has posted the tweet.



Promoted tweet by Safe Medicines

That leads us to their webpage and organization name: The Partnership for Safe Medicines.



Latest news

NABP Warns Congress About Canadian Online Pharmacies, February 10, 2017

02/13/17

Betty Hunter's Death Illustrates Danger of Fake Drugs

02/02/17

Fake Online Pharmacy Owner Sentenced to 8 Years in Prison

02/10/17

Mexican Hospitals Treated Children With Counterfeit Chemotherapy Drugs

01/26/17

US Agencies Find Counterfeit Drugs a Growing Danger in 2017


02/07/17

Two Louisiana Men Sentenced for Filling Orders for a Fake Online Pharmacy Scam



01/24/17

[The homepage of safemedicine.org](http://safemedicine.org)

And a little bit of investigation takes us to a page on the NPR site that shows this organization has ties to Big Pharma:

 NORTHWEST PUBLIC RADIO

newsarts & lifemusicprograms

shop

 **shots** HEALTH NEWS FROM NPR

POLICY-ISH

Nonprofit Working To Block Drug Imports Has Ties To Pharma Lobby

April 18, 2017 · 5:00 AM ET

EMILY KOPP

RACHEL BLUTH

FROM 

NPR Website

While none of these means the claims of the organization are wrong or false, it is a worthwhile perspective to have before you decide to retweet the tweet or not. Treat promoted tweets with suspicion. Someone is paying money to influence you, and it's best to know who before retweeting.

FINDING OLD NEWSPAPER ARTICLES

While more recent news articles are available from both *Google's* and *Bing's* news search tabs, older news can be more difficult to retrieve. Many options for retrieving old news entail paying a subscription fee or per article cost, which is a bit expensive for a person just checking up on a story. In this section, we will show you how to use news archives to check on the existence of articles at no cost.

A Sample Problem

President Trump claimed the investigation to see if his campaign had colluded with Russia was a “witch hunt.” Shortly afterward, this snapshot of an article appeared in a news feed:



[Figure 119](#)

By now you should know it is easy to fake something that looks like a snapshot of an old headline. So how do we find out if this article actually ran?

Our first instinct might be to go to the *Washington Post* to see if they have this article. That's not a bad instinct, but in this case the headline clearly ran somewhere else other than the *Post*. The *Washington Post* does not tag its own articles as coming from the "*Washington Post*." This particular headline ran in another paper.

So we want to do a broad search across many historical American papers. When reporters do this, they most often use tools such as *LexisNexis* and *ProQuest*, which are usually unavailable to average people.

We will have to make do with sources that are searchable from the web. There are three major web searchable archives:

- *Google's Historical Newspapers*: news.google.com/newspapers
- *Newspapers.com*: [newspapers.com](https://www.newspapers.com)
- *Newsbank's Newspaper Archive*: [newspaperarchive.com](https://www.newspaperarchive.com)

Google offers complete articles. The other two offer snippets unless you pay them money, but snippets are enough for this sort of task.

So we construct our search. It is just a variation on the "site:" syntax we've used elsewhere.

Nixon Sees Witch Hunt (site:newspapers.com OR site:news.google.com/newspapers OR site:newspaperarchive.com)

And we get back a time-stamped result from the *LA Times*, with a date (in 1973) that looks promising:

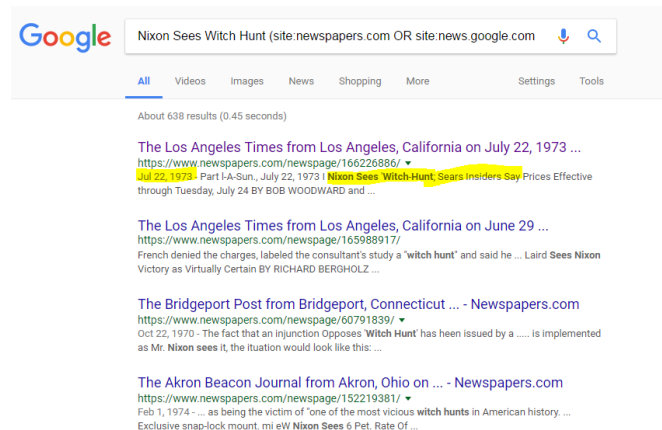


Figure 120

Note the column on the left says, "Nixon sees witch-hunt Sears insiders say." Why does the word, "Sears" appear there?

It becomes evident when we click through and look at the page:



[Figure 121](#)

You can see above we have circled the headline. The free version only offers this blurry “thumbnail” image of the page, but it’s enough to spot the headline. It also makes obvious where the “Sears” came from. The text here was automatically generated by computer and must have included the Sears ad next to it as part of the headline.

If we scroll down the page, we can see enough to confirm that this article was correct, even though the automatic character recognition has messed up a lot of the words:

Part I-A-Sun., July 22, 1973 I Nixon Sees 'Witch-Hunt; Sears Insiders Say Prices Effective through Tuesday, July 24 BY BOB WOODWARD and CARL BERNSTEIN Thft Washington Post WASHINGTON President Nixon and his top aides believe that the Senate 'Watergate hearings are unfair and constitute a “political witch-hunt,” according to White House sources. The sources, said, that the President .in recent weeks had expressed bitterness and deep hostility toward the two-.morith-old proceedings.

We have enough here to say that this ran in the *LA Times* in July 1973. And if we really wanted to see a clean version of the article, we could subscribe to the service and grab a better image, which may be what the original tweeter did.

Checking Cited Headlines

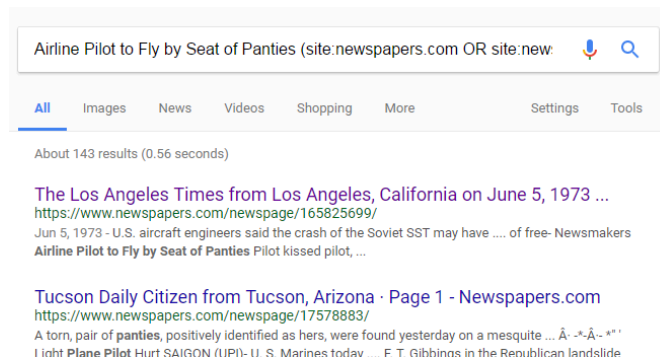
Here's another paragraph, this time from the *New York Times*, that claims the *LA Times* ran a derogatory headline when the first female commercial pilot at a major airline got her wings.

There were no female pilots at the biggest airlines until 1973, when [American Airlines hired the first, Bonnie Tiburzi Caputo](#). In a reminder of how times have changed, that news was reported in The Los Angeles Times under the headline, "Airline Pilot to Fly by Seat of Panties."

The *New York Times* is a very reliable paper, and in this case we probably do not need to check the article title. But let's try anyway with the same sort of search as above:

Airline Pilot to Fly by Seat of Panties (site:newspapers.com OR site:news.google.com/newspapers OR site:newspaperarchive.com)

Note that because the optical character recognition sometimes transcribes things incorrectly, we don't put quotes around the search phrase, at least at first. When we put it in, we are in luck; we can see the headline in the blurb:



[Figure 122](#)

We might also search for a type of headline. For instance, a key point of the critics of global warming is the statement that scientists in the 1970s feared "global cooling" instead of global warming; the point being that the global warming scare is one in a long series of bad guesses to be later thrown away. Can we compare the number of global cooling and global warming stories in the 1970s?

We execute a search for:

global cooling (site:newspapers.com) 1975

and we get an article from 1975, which talks of some sensationalist claims of a coming ice age. But when the reporter talks to a climatologist, the tone is different:

But Lawson prefers to speak in terms of the following probabilities: —In the long run, over thousands of years,

there is probability of an ice age. —In the next few decades, there is a probability of a warming trend. —In the next few years, the probability is that global cooling will continue downward to 19th century levels.

(Note: For some reason newspaper archive searches react badly to date filters, which is why we just put 1975 in plain text.)

If we search for “global warming” in 1975, we get this quote in the January 29, 1975 edition of the *Orlando Sentinel* from a government scientist:

“After the next decade or so will come a warming trend, both because of increased CO₂ in the atmosphere and thermal pollution by power plants and so on. In the 21st century, man’s activities will predominate over nature.” J. Murray Mitchell, senior research climatologist, Environmental Data Service, National Oceanic and Atmospheric Administration.

While one would need much more evidence to settle the question of whether scientists on the whole feared global cooling or global warming in the 1970s, it is clear enough that many scientists expected warming due to man’s activities even then. If you’re looking at sharing an article that says that “cooling” was the big 1970s worry, you might want to get more information about it before reposting.

Expanded Caption Long Descriptions

Navigation tip: If you arrive here in a new window, click control-w or command-w to close this tab and return to the text.

While we try to list all figures in order, edits to the book may result in figure descriptions going out of order. For best results, always access the description from the caption link.

When Emotional Content Goes Viral

[FIGURE 1](#)

A tweet from *Twitter* user @RonHogan that reads “The Nazis murdered Senator Schumer’s grandmother and most of her children. Trump’s father was arrested at a Ku Klux Klan rally.” It is in response to a Donald Trump tweet.

It has been retweeted over 55,000 times.

End.

[FIGURE 2](#)

A story with the headline “MORE HYPOCRISY: Obama banned all Iraqi Refugees for 6 Months in 2011– Liberals said nothing!” over a picture of protests against President Trump’s ban.

End.

[FIGURE 3](#)

A set of *DuckDuckGo* search results. The top results are from fact-checking sites *Snopes* and *PolitiFact*.

End.

[FIGURE 4](#)

A segment of a President Trump speech that reads “We must protect those who protect us. The number of officers shot and killed in the line of duty last year increased by 56 percent from the year before.”

End.

FIGURE 5

DuckDuckGo search results. The top search result is an article from the *Washington Post* fact-checker and highlighted text matches our query.

End.

FIGURE 6

A story with the headline “Report: US Government Ethics director approved controversial tweets” over a picture of President Trump.

End.

FIGURE 7

Text from the article with sentences mentioning the *Daily Dot* highlighted. If you read carefully, the *Daily Dot* (another publication) is the source of each fact (e.g. “the *Daily Dot* reported that Shaub sent an email” etc.).

End.

FIGURE 8

A screenshot of a page from the publication *Network World*. There are ten stories at the bottom of the page, but in small print under each one is an indication that they were paid for by an advertiser. The one in the upper left corner reads “Lawmakers Concerned About Insane Military Scope Released to Public” and is sponsored by “ZeroTac Tactical Scopes.”

End.

FIGURE 9

An enlargement of the ZeroTac technical scope “article” link, showing the space below it where it indicates the sponsor.

End.

FIGURE 10

An article from *InfoWorld* on the topic of “Integrated Systems” by a man named Paul Miller. But above the article is small text that reads “Sponsored,” and near the top of the page is tiny text that indicates the sponsor is Hewlett Packard, a company that sells integrated systems.

End.

FIGURE 11

A screenshot of a *New York Times* webpage with many items on it. In the middle column of items, small text reading “News from AP and Reuters” tops the column.

End.

FIGURE 12

New York Times article with headline “UK Stock Market Hits Record as Manufacturers Win Business.” Where a reporter’s name might usually appear under the headline reads in small print, “by the Associated Press.”

End.

FIGURE 13

An article titled “Do You Support Patriotic Bikers Defending Trump’s Inauguration?” The article says that a source named *Right Alerts Polls* broke the story, but does not provide a link.

End.

FIGURE 14

Screenshot of the result of selecting and right-clicking. The term “Rights Alerts Polls” is highlighted and a

context menu shows. The context menu offers an option to “Search Google for ‘Rights Alerts Polls’”. Note that you could do this without using the context menu; just copy and paste the phrase into to a *Google* search box.

End.

FIGURE 15

A *Google* search for “Right Alerts Polls bikers” reveals the article the other page cited as a source. It is the top result.

End.

FIGURE 16

The extended quote from the page reads, “These libtards need to shut the hell up. This is not only a biker event, but it is a Trump Supporters event. We are many and varied but we unite as one.” It is said to be a quote on a *Facebook* page organizing the event.

End.

FIGURE 17

Screenshot of selecting “shut the hell up. This is not only a biker event.” The context menu offers an option to “Search Google for ‘shut the hell up. This is not only a biker event’”. Note that you could do this without using the context menu; just copy and paste the phrase into to a *Google* search box.

End.

FIGURE 18

The *Google* search results for “shut the hell up. This is not only a biker event.” The second result (which the screenshot calls attention to) has a web address on *Facebook* and is in the subdirectory of “events.”

End.

FIGURE 19

Facebook page showing only 1,800 have indicated that they are going to the biker event. In addition, only 8,000 are interested, and the page has only been shared with 10,000 people total.

End.

FIGURE 20

A photo shared through *ABC News* showing a parked car boxed in by shopping carts with the headline, “Shopper Upset over Double-Parked Car.”

End.

FIGURE 21

The top two *Google* search results for “shopper upset over double-parked car abc action news.”

End.

FIGURE 22

The *Google* search results for “shopping carts double-parked portland or.”

End.

FIGURE 23

A *WGME* article explaining the story behind a picture of a double-parked car surrounded by shopping carts.

End.

FIGURE 24

Google search results for “Matthew Mills” with one result featuring the caption, “this guy got a lesson in parking.”

End.

FIGURE 25

Facebook search result for “‘got a lesson in parking’ Matthew Mills” showing a public post by Matthew Mills.

End.

FIGURE 26

Google Image search results for “parking revenge carts.”

End.

FIGURE 27

A *Reddit* post titled “Great Parking Job” showing a picture of a double-parked car surrounded by shopping carts.

End.

FIGURE 28

A tweet by user @NinjaEconomics that reads “On January 3, the #GDPNow model forecast for real GDP growth in Q4 2016 is 2.9%” and shows a chart about the GDP forecast.

End.

[FIGURE 29](#)

A tweet by @unsmokable that reads “the life of a national geographic photographer” and shows a photo of a man standing on volcanic terrain and looking through a camera situated on a tripod. The photographer’s shoes and tripod have flames around them.

End.

[FIGURE 30](#)

A closer crop of the tweet by user @unsmokable showing the results when a viewer right-clicks/control-clicks on the image.

End.

[FIGURE 31](#)

Results from a *Google* reverse image search on the photo from *Twitter* user @unsmokable’s tweet.

End.

[FIGURE 32](#)

A *Reddit* post titled, “In the heat of the moment” with comments debating over the photo of the photographer with flaming shoes and a tripod.

End.

[FIGURE 33](#)

An article by Katie Hosmer titled “Hot Lava Sets Adventurous Photographer’s Feet on Fire.”

End.

FIGURE 34

A close up of the article by Katie Hosmer showing the text “via [PetaPixel].”

End.

FIGURE 35

Text from the *PetaPixel* site quoting the photographer of the lava photo, reading, “The photo is real, but the flames are not the result of spontaneous combustion” going on to explain that the photographer used an accelerant to start the flames.

End.

FIGURE 36

Close up of the *PetaPixel* site showing the results when a reader right-clicks/control-clicks on the *Hawaii News Now* link.

End.

FIGURE 37

The *Google* results from searching “Hawaii News Now.”

End.

FIGURE 38

A photo *Twitter* users attributed to *National Geographic*, which depicts what appears to be a photographer being attacked by a bird.

End.

FIGURE 39

A *Google* reverse image search result that suggests the best search term to find our original source is “birds attacking people.”

End.

FIGURE 40

A list of pages including images that match the reverse searched image. The first webpage is titled, “Dangerous Birds – Top 10 Birds That Could Kick Your Ass.” All of the pages appear to discuss bird attacks.

End.

FIGURE 41

An expanded settings list for *Google* reverse image search that can be accessed by clicking “Tools” and “Custom range...” These settings can be altered to filter out newer photos by modifying the dates that will be included in the results list.

End.

FIGURE 42

A new reverse image search, with a custom date of Dec 31, 2009 to exclude newer photos, such as those which may have been virally propagated under false pretenses. Now, our suggested search term is “bird.”

End.

FIGURE 43

The result page of our reverse image search, in which the title of the third website, *PentaxForums*, reads, “Got too close the the hawk :(,” and the description reads: “And as the poster said, these are trained...so its more like the camera man pissed off the hunter rather than the bird itself. Rest of the photos. Kazakhstan Eagle...”

End.

[FIGURE 44](#)

An article from the *Press* titled, “Kazakhstan Eagle Hunt,” which features our image.

End.

[FIGURE 45](#)

A list of *Google* search results of the search term, “stockton ca local affiliate.” We will select the fourth listing, *CBS Sacramento*.

End.

[FIGURE 46](#)

CBS Sacramento search with “teenage girls black lives matter” in the search bar.

End.

[FIGURE 47](#)

A photograph depicting a group of photographers running from a bear.

End.

[FIGURE 48](#)

A photograph in which a man in a body of water is hiding with a camera in a swan hunting tent.

End.

FIGURE 49

A photograph showing a section of a city empty and in shambles with what appears to be debris cluttering the buildings and streets.

End.

FIGURE 50

A photograph depicting a large stone ram on top of a semi-truck with the “OVER-SIZE” label on its front bumper. The ram appears to be more than three times the height of the semi-truck.

End.

FIGURE 51

A screenshot of the *Baltimore Gazette*, a site created to spread misinformation. The headline reads, “Clinton Received Debate Questions Week Before Debate, According to Sources.”

End.

FIGURE 52

A *Google* search tip demonstrating how to exclude a specific site from search results. The string used in the example is “baltimoregazette.com -site:baltimoregazette.com”. This would search all sites except for “baltimoregazette.com.”

End.

FIGURE 53

The homepage of the *Pacific Justice Institute*.

End.

FIGURE 54

Google search results for “www.pacificjustice.org -site:www.pacificjustice.org.” The search omits the site www.pacificjustice.org and brings up a *Wikipedia* article as the first result.

End.

FIGURE 55

WHOIS search result on the ICANN interface for “motherjones.com.” It displays the website’s owner, Foundation for National Progress, and its contact information.

End.

FIGURE 56

WHOIS search result on the ICANN interface for “baltimoregazette.com”. The website’s owner is listed as Domains by Proxy.

End.

FIGURE 57

A close up of baltimoregazette.com’s date of creation from WHOIS on the ICANN interface, which is listed as July of 2015.

End.

FIGURE 58

An article published in the peer-reviewed journal *PLOS Medicine*.

End.

FIGURE 59

A *Google* search for “plos medicine impact factor,” which indicates in the knowledge panel its impact factor is 13.585 as of 2015.

End.

FIGURE 60

An article published in the *Journal of Obesity and Weight-loss Medication* whose impact factor we want to investigate.

End.

FIGURE 61

A *Google* search for “Journal of Obesity and Weight-loss Medication impact factor” whose impact factor does not appear in a knowledge panel.

End.

FIGURE 62

The *Google Scholar* search results for “David Bann,” which features his many publications in lifespan obesity patterns. Most of the publications we find are from the last ten years.

End.

FIGURE 63

The *AnonHQ* article titled, “It’s Official: European Scientific Journal Concludes 9/11 was a Controlled Demolition.” The article has over 14,000 views and was published on September 11, 2016.

End.

FIGURE 64

The *Google Scholar* search results for “Robert Korol,” who appears to have published architectural research in the 1970s, 80s, and 90s.

End.

FIGURE 65

The *Google Scholar* search results for “Jennie Connor 2016,” which shows her well-cited publications. Her 2017 article received 12 citations, and two articles were cited by 23 and 36 others.

End.

FIGURE 66

The *Google* search results for “addiction impact factor,” which we find in the knowledge panel to be 4.145 as of 2010.

End.

FIGURE 67

The *Google* search result for “nih alcohol and cancer.” The fifth result from the NIH is described as “A fact sheet that summarizes the evidence linking alcohol consumption to the risk of various cancers...”

End.

FIGURE 68

The *Google* search result for “www.cancer.gov -site:www.cancer.gov.” This search includes all sites other than www.cancer.gov. We see that five results down, the National Health Institute, an organization we trust, is talking about the National Cancer Institute.

End.

FIGURE 69

A tweet by *Twitter* user @MichaelESmith that reads, “Bullshit! Aztec society collapsed in 1519 fr. Cortes & smallpox. Salmonella in 1540 was far too late. And the painting is European fantasy.” Smith is responding to a tweet claiming that salmonella poisoning may have contributed to the fall of the Aztec civilization.

End.

FIGURE 70

A tweet by @pixelatedboat featuring a photo of two men that reads, “This is Woodward and Bernstein. Nixon called them the enemy. They proved that no president is above the law. #NotTheEnemy.”

End.

FIGURE 71

A tweet by user @RepJackKimble that reads, “Why have the wars cost so much under Obama? Check the budgets, Bush fought 2 wars without costing taxpayers a dime.”

End.

FIGURE 72

The *Twitter* bio of user @RepJackKimble reading, “Congressman from CA’s 54th District. JackKimble.com Author of Profiles in Courageousness amzn.to/1ER7SeU E pluribus unum (1 Nation under God).”

End.

FIGURE 73

The *Twitter* bio of user @jasoninthehouse reading, “United States Congressman (UT-3). Chairman, Oversight & Government Reform. Tweets come from me, not my staff.” The user’s name has a small blue seal next to his name, indicating that his identity is verified by *Twitter*.

End.

FIGURE 74

The header of Twitter user @PerseusJackson, strategically using the background image to give the impression that it is a verified account by *Twitter*.

End.

FIGURE 75

A video showing how to hover over a *Twitter* user's verification seal to check if it is legitimate.

End.

FIGURE 76

The *Twitter* bio of user @MinervaSchools reading, "Minerva offers a unique undergraduate education for the brightest, most motivated students in the world."

End.

FIGURE 77

Twitter user @MinervaSchool's tweetstream from February showing two tweets, the number of followers the account has, and the number of tweets the account has made.

End.

FIGURE 78

A tweet by user @mcpli mocking the screenshot of a supposed tweet by user @DanPatrick which reads, "MARRIAGE= ONE MAN & ONE MAN. Enough of these activist judges. FAVORITE if you agree. I know the silent majority out there is with us!"

End.

FIGURE 79

A fake tweet generated by the author of this text that shows user @BarackObama tweeting, “Web Literacy for Student Fact-Checkers is AMAZING! You should read it. (Thanks Mike!)”

End.

FIGURE 80

The *Politiwhoops* archive of deleted tweets by user @realDonaldTrump showing two tweets made and deleted by the account in February of 2017.

End.

FIGURE 81

A video showing how to view the cached version of @realDonaldTrump’s *Twitter* page by searching the account through *Google*, hovering over the drop down arrow next to the first result’s URL, and selecting “Cached.”

End.

FIGURE 82

Google’s cache information of @realDonaldTrump’s *Twitter* page, reading “This is Google’s cache of <https://twitter.com/realdonaldtrump>. It is a snapshot of the page as it appeared on Feb 15, 2017 14:46:56 GMT.”

End.

[FIGURE 83](#)

The search bar of the Wayback Machine with the search term “whitehouse.gov” typed in.

End.

[FIGURE 84](#)

The Wayback Machine’s search results for “whitehouse.gov” displaying a calendar of the months of January, February, March, and April of 1999 with blue and green dots encasing some of the calendar’s dates.

End.

[FIGURE 85](#)

The page of whitehouse.gov from January 1999 showing links to White House documents, the contents of the website, Radio Addresses of the President, Executive Orders, Photographs, a database to all government sites, The Declaration of Independence, The Constitution of the United States, a subscription list, and press releases.

End.

[FIGURE 86](#)

An *ABCNews.co* article entitled, “Donald Trump Protester Speaks Out: ‘I Was Paid \$3,500 To Protest Trump’s Rally” and showing a publication date of November 11, 2016.

End.

[FIGURE 87](#)

An *ABCNews.co* article entitled, “Donald Trump Protester Speaks Out: ‘I Was Paid \$3,500 To Protest Trump’s Rally” and showing a publication date of March 24, 2016.

End.

FIGURE 88

An *ABCNews.co* article entitled, “Donald Trump Protester Speaks Out: ‘I Was Paid \$3,500 To Protest Trump’s Rally” and showing a publication date of June 16, 2016.

End.

FIGURE 89

An *ABCNews.co* article entitled, “Donald Trump Protester Speaks Out: ‘I Was Paid \$3,500 To Protest Trump’s Rally” and showing a publication date of September 11, 2016.

End.

FIGURE 90

The first *Google* result for “site:abcnews.com.co/donald-trump-protester-speaks-out-i-was-paid-to-protest/” showing the abcnews.co article with a publication date of March 26, 2016.

End.

FIGURE 91

A tweet by user @cbquist posting a quote supposedly said by Carl Sagan, which states, “I have a foreboding of an America in my children’s or grandchildren’s time—when the United States is a service and information economy; when nearly all the manufacturing industries have slipped away to other countries; when awesome technological powers are in the hands of a very few, and no one representing the public interest can even grasp the issues; when the people have lost the ability to set their own agendas or knowledgeably question those in authority; when, clutching our crystals and nervously consulting our horoscopes, our critical faculties in decline, unable to distinguish between what feels good and what’s true, we slide, almost without noticing, back into superstition and darkness.”

End.

FIGURE 92

The top *Google Books* search results for “clutching our crystals and nervously consulting.”

End.

FIGURE 93

An excerpt of Carl Sagan’s *Demon-Haunted World*, found through *Google Books*, where Sagan provides the quote that was attributed to him by *Twitter* user @cbquist.

End.

FIGURE 94

The publication information of Carl Sagan’s *Demon-Haunted World* showing a publication date of 1996.

End.

FIGURE 95

Internet Archive’s TV News Archive search for “tremendous sea of love.” The second result is our video, and I have circled the video, which is from *ABC*.

End.

FIGURE 96

A search for “pence muslim ban” in the Trump archive, which shows the text of a video in which Mike Pence, when asked if he agrees with the Muslim ban, responded, “I do.”

End.

FIGURE 97

Google search result for “how many men landed on the moon” in which a knowledge panel answers the query via *Quora* with “12 men.”

End.

FIGURE 98

Google search result for “last man to land on the moon” in which a knowledge panel pulls text from a *Wikipedia* article and puts the name “Cernan” in bold as the answer to the question.

End.

FIGURE 99

Google search result for “how many apostles were there” in which a knowledge panel replies “12 apostles” via *Quora*.

End.

FIGURE 100

Google search result for “how old was lee harvey oswold at the time of the assassination” in which a knowledge panel puts in bold 18, 22, and 24, which are numbers from Oswald’s date of birth, date of death, and the date of the assassination via a *Wikipedia* article. None are an answer to the Googled question.

End.

FIGURE 101

Google search result for “Presidents in the kkk” in which a knowledge panel pulls the names of several presidents from *The Trent Online*.

End.

FIGURE 102

Google search result for “is obama planning martial law” in which a knowledge panel pulls a quote from newstarget.com claiming that Obama is in fact planning martial law.

End.

FIGURE 103

Google search result for “why did lee harvey oswold assassinate president kennedy” in which a knowledge panel pulls text from a site claiming that Oswald did not assassinate President Kennedy.

End.

FIGURE 104

Google search result for “msg sensitvity” in which a knowledge panel pulls a list of symptoms from *Healthline*.

End.

FIGURE 105

Google search result for “msg dangers” in which a knowledge panel brings up *Mercola*, which claims that msg causes brain damage, such as Alzheimer’s disease and learning disabilities.

End.

FIGURE 106

Homepage of *Buzzsumo*, which features a search bar on its main page.

End.

[FIGURE 107](#)

Buzzsumo results for “cancer,” showing two articles and their *Facebook* engagements, which is meant to measure the virality of the articles on *Facebook*.

End.

[FIGURE 108](#)

Buzzsumo results for “cancer” scrolled down a few articles. One article, “Royal Rife: Cancer Cure Genius Silenced by Medical Mafia” uses particularly inflammatory language.

End.

[FIGURE 109](#)

Domain Dossier search bar with “coca-cola.com” typed in and a list of databases it searches with boxes next to them you click to include results from.

End.

[FIGURE 110](#)

Domain Dossier results for the search on “coca-cola.com” in which the registrant’s name, organization, street, and city are all available for public access.

End.

[FIGURE 111](#)

Domain Dossier search results for “protrump45.com,” showing that the site’s owner is masked.

End.

FIGURE 112

Domain Dossier search results showing the registrant of a site's name as Domains by Proxy, LLC, a service that masks the real owners of sites.

End.

FIGURE 113

Google search results for “was 9/11 a hoax” in which the top five sites confirm the conspiracy that 9/11 was faked.

End.

FIGURE 114

Google search results for “are we eating too much protein” in which *Google* pulls a knowledge panel from *Huffington Post*, and the top site promotes veganism.

End.

FIGURE 115

Promoted tweet from user @SafeMedicine urging us to tweet our senators against our exposure to unsafe medicine. We can tell it's promoted by the gray text that reads “Promoted” below the “reply,” “retweet,” and “like” functions.

End.

FIGURE 116

Twitter page for user @SafeMedicine, which features its website name, *safemedicine.org*.

End.

FIGURE 117

The homepage of *safemedicine.org*, which reveals the name of the organization, The Partnership for Safe Medicines.

End.

FIGURE 118

An article about The Partnership for Safe Medicines on the *Northwest Public Radio* site titled, “Nonprofit Working to Block Drug Imports Has Ties to Pharma Lobby.”

End.

FIGURE 119

The headline of a newspaper article from 1973 titled “Nixon Sees ‘Witch-Hunt’ Insiders Say” with the *Washington Post*’s name below the headline.

End.

FIGURE 120

Google search results for “Nixon Sees Witch Hunt (site: newspapers.com OR site: google.news.com/newspapers OR site: newspaperarchive.com)” to only search on these three sites. The first result, from the *LA Times*, mentions our headline in the description and is from 1973.

End.

FIGURE 121

The newspaper article from the first result of our last *Google* search, which features our headline “Nixon Sees ‘Witch-Hunt’ Insiders Say.”

End.

FIGURE 122

Google search results for “Airline Pilot to Fly by Seat of Panties (site:newspapers.com OR site:news.google.com/newspapers OR site:newspaperarchive.com),” in which the article appears in the first result.

End.

REFERENCES
